



# SADHU VASWANI INSTITUTE OF MANAGEMENT STUDIES FOR GIRLS

Unaided- Private, Linguistic Minority (Sindhi) Institute  
Approved by A.I.C.T.E. Certified under ISO 9001:2015

**Dr. B. H. Nanwani**  
Director

Affiliated to Savitribai Phule Pune University, NAAC Accredited with “B+” Grade  
Institute Codes: SPPU: IMMP016030, D.T.E.: 6614, AISHE: C-44578, AICTE: 1-21641511

## STAKEHOLDERS’ FEEDBACK ANALYSIS REPORT AY 2023-24 INDEX

Sr. No	Particulars	Page No
<b>A</b>	<b>Analysis of Feedback on the Academic Performance</b>	
<b>1.</b>	<b>Analysis of Students’ Feedback – ODD Semesters</b>	
	a) Analysis – MBA I - Sem I – Students’ Feedback on Effectiveness of Faculty	2
	b) Analysis – MBA I - Sem I – Students’ Feedback on Curriculum	3-4
	c) Analysis – MCA I - Sem I – Students’ Feedback on Effectiveness of Faculty	5
	d) Analysis – MCA I - Sem I – Students’ Feedback on Curriculum	6-7
	e) Analysis – MBA II - Sem III – Students’ Feedback on Effectiveness of Faculty	8-12
	f) Analysis – MBA II - Sem III – Students’ Feedback on Curriculum	13-14
	g) Analysis – MCA II - Sem III – Students’ Feedback on Effectiveness of Faculty	15
	h) Analysis – MBA II - Sem III – Students’ Feedback on Curriculum	16
<b>2.</b>	<b>Analysis of Students’ Feedback – EVEN Semesters</b>	
	a) Analysis – MBA I - Sem II – Students’ Feedback on Effectiveness of Faculty	17-21
	b) Analysis – MBA I - Sem II – Students’ Feedback on Curriculum	22-23
	c) Analysis – MCA I - Sem II – Students’ Feedback on Effectiveness of Faculty	24-25
	d) Analysis – MCA I - Sem II – Students’ Feedback on Curriculum	26
	e) Analysis – MBA II - Sem IV – Students’ Feedback on Effectiveness of Faculty	27-31
	f) Analysis – MCA II - Sem IV – Students’ Feedback on Effectiveness of Faculty	32
	g) Analysis – MBA II - Sem IV – Students’ Feedback on Curriculum	33-34
	h) Analysis – MCA II - Sem IV – Students’ Feedback on Curriculum	35
<b>3.</b>	<b>Analysis of Teachers’ Feedback</b>	
	a) Analysis – ODD Semester – Teachers’ Feedback on Curriculum	36-40
	b) Analysis – EVEN Semester – Teachers’ Feedback on Curriculum	41-45
4	Analysis of Alumni Feedback -MBA	46
5	Analysis of Employers’ Feedback -MBA	47-48
6	Analysis of Parents’ Feedback-MBA	49
7	Analysis of Parents’ Feedback-MCA	50-52
<b>B</b>	<b>Analysis of Feedback on the Ambience of the Institution</b>	53
	1 Analysis of Feedback on Infrastructure and Support System	54-55
	2. Analysis of Feedback on Value Education (Sanctuary)	56-58

**A.Y. 2023-2024**

**Analysis of Students' Feedback – ODD Semesters**

**1a) Analysis – MBA I - Sem I – Students' Feedback on Effectiveness of Faculty**

Common Subjects -Total Students Enrolled: 63

Feedback collected from Students: 60

The percentages given below represent totals of Excellent and Very Good ratings (5 and 4 ratings) only.

Sr. No.	Parameters	Subject Codes – Ratings in Percentages (%)														
		MA 101	OB 102	EABD 103	BRM 104	BOM 105	DB 106	MF 107	ED 109	LAB 111	EADR 114	MS-Excel 116	FL-119	CS 192	Human Rights	
1	Faculty has well planned sessions	80.00	75.00	66.67	76.67	76.67	80.00	80.00	81.67	70.00	73.33	75.00	76.67	71.67	66.67	
2	Faculty is a good motivator	76.67	76.67	71.67	71.67	66.67	75.00	80.00	80.00	68.33	75.00	68.33	73.33	70.00	66.67	
3	Modern teaching aids, power point presentations, web resources, etc. are used by the faculty	68.33	70.00	73.33	73.33	70.00	78.33	75.00	76.67	66.67	73.33	71.67	71.67	71.67	68.33	
4	Is patient in handling questions	78.33	73.33	65.00	71.67	71.67	76.67	78.33	75.00	61.67	73.33	66.67	70.00	68.33	60.00	
5	Adjusts pace of class to the students' level of understanding	71.67	75.00	68.33	70.00	73.33	73.33	73.33	73.33	66.67	70.00	66.67	70.00	68.33	66.67	
6	Faculty effectively directs and stimulates discussion	73.33	73.33	76.67	75.00	73.33	75.00	73.33	76.67	70.00	68.33	71.67	70.00	70.00	70.00	
7	Faculty keeps a good balance between theory and application	68.33	75.00	66.67	73.33	71.67	73.33	71.67	75.00	66.67	65.00	71.67	70.00	68.33	65.00	
8	Faculty shows availability beyond normal classes	73.33	71.67	70.00	70.00	68.33	71.67	70.00	71.67	68.33	65.00	66.67	68.33	68.33	66.67	
9	Faculty shares latest information related to the course	65.00	66.67	65.00	65.00	65.00	68.33	68.33	66.67	61.67	61.67	60.00	61.67	61.67	60.00	
10	Sensible assignments are given by the faculty	68.33	70.00	61.67	68.33	68.33	68.33	68.33	66.67	61.67	65.00	65.00	66.67	63.33	58.33	
11	Faculty is regular and punctual in class	68.33	68.33	61.67	66.67	61.67	66.67	61.67	63.33	61.67	65.00	61.67	63.33	63.33	61.67	
12	Faculty has a good class control	61.67	66.67	63.33	60.00	65.00	68.33	65.00	68.33	58.33	63.33	65.00	65.00	65.00	61.67	
13	Faculty completes Curriculum on time	60.00	63.33	58.33	61.67	65.00	61.67	63.33	63.33	60.00	60.00	61.67	66.67	61.67	56.67	
14	Faculty focuses on Course and Program Outcomes	63.33	63.33	65.00	63.33	60.00	65.00	63.33	63.33	58.33	60.00	60.00	63.33	60.00	58.33	

## Analysis:

**High Ratings** scored on parameters like

- a. Planning sessions (80% in MA, DB, and MF)
- b. Motivating students (76.67%-80% in most subjects)
- c. Using modern teaching tools and encouraging discussions, which students have appreciated

## Areas of Improvement

Although faculty have scored above 60%, the following could be treated as areas where further improvements can be effected:

- a. Sharing updated information
- b. Completing the curriculum on time

## Conclusion

The majority of faculty members in the MBA program have received positive ratings, averaging above 66% across all parameters indicating that, overall, faculty members are successfully fulfilling their roles as mentors, motivators, and facilitators

### Analysis of Students' Feedback – ODD Semesters

#### 1b) Analysis – MBA I - Sem I – Students' Feedback on Curriculum

Feedback has been taken from the following courses offered in Semester I.

GC-101 Managerial Accounting	UL-107 Management Fundamentals
GC-102 Organizational Behaviour	UL-109 Entrepreneurship Development
GC-103 Economic Analysis for Business Decisions	UL-111 Legal Aspects of Business
GC-104 Business Research Methods	GE-IL-114 Enterprise Analysis & Desk Research
GC-105 Basics of Marketing	GE - IL - 116 MS Excel
GC-106 Digital Business	GE-IL-119 Foreign Language-1 ( German )
	192 Introduction to Cyber Security 1
	Human Rights

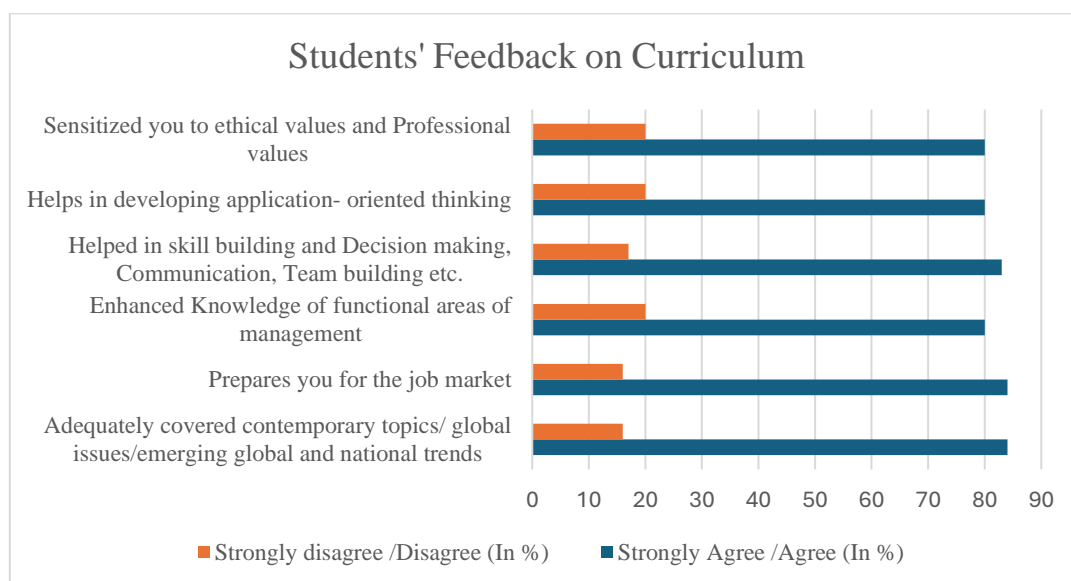
**Total enrolled Students: 63**

**Number of students participated in the feedback: 53**

The percentages given below are totals of strongly agree and agree and strongly disagree and disagree (5 & 4 strongly agree and agree and 1 & 2 strongly disagree and disagree. Neither Agree nor Disagree ratings are divided equally into strongly agree and strongly disagree)

Sr. No.	Parameters	Strongly Agree /Agree (In %)	Strongly disagree /Disagree (In %)
1	Adequately covered contemporary topics/ globalissues/emerging global and national trends	84	16
2	Prepares you for the job market	84	16
3	Enhanced Knowledge of functional areas of management	80	20
4	Helped in skill building and Decision making,Communication, Team building etc.	83	17
5	Helps in developing application- oriented thinking	80	20
6	Sensitized you to ethical values and Professional values	80	20

#### Graph



#### Analysis:

The survey results indicate that the program is generally well-received, with 80% above majority respondents agreeing that it adequately covers contemporary topics, prepares students for the job market, enhances knowledge in management, builds essential skills like decision-making and team building, fosters application-oriented thinking, and sensitizes students to ethical and professional values.

Thus, there is high level of student satisfaction on curriculum offered by the affiliating university

## Analysis of Students' Feedback – ODD Semesters

### 1c) Analysis – MCA I - Sem I – Students' Feedback on Effectiveness of Faculty

Common Subjects -Total Students Enrolled: 48

Feedback collected from Students: 41

The percentages given below represent totals of Excellent and Very Good ratings (5 and 4 ratings) only.

Sr. No.	Parameters	Subject Codes – Ratings in Percentages (%)											
		JAVA IT11	DSA IT12	OOSE IT13	OSC IT14	NT IT15	OC1	OC2	PRAC T IT11L	MINI Proj ITC11	191 SOFT SKILLS	192	Human rights
1	Faculty has well planned sessions	92.68	92.68	90.24	97.56	95.12	85.37	87.80	87.80	87.80	90.24	90.24	92.68
2	Faculty is a good motivator	92.68	92.68	95.12	95.12	97.56	92.68	90.24	85.37	85.37	87.80	87.80	82.93
3	Modern teaching aids, power point presentations, web resources, etc. are used by the faculty	92.68	90.24	90.24	95.12	92.68	92.68	85.37	90.24	90.24	87.80	82.93	87.80
4	Is patient in handling questions	90.24	90.24	85.37	90.24	92.68	87.80	90.24	82.93	90.24	85.37	85.37	92.68
5	Adjusts pace of class to the students' level of understanding	90.24	85.37	87.80	92.68	92.68	92.68	87.80	87.80	90.24	85.37	87.80	90.24
6	Faculty effectively directs and stimulates discussion	90.24	92.68	87.80	95.12	92.68	87.80	92.68	92.68	92.68	92.68	90.24	92.68
7	Faculty keeps a good balance between theory and application	92.68	92.68	92.68	95.12	92.68	90.24	87.80	87.80	90.24	90.24	90.24	95.12
8	Faculty shows availability beyond normal classes	92.68	92.68	92.68	95.12	90.24	90.24	90.24	90.24	87.80	90.24	90.24	90.24
9	Faculty shares latest information related to the course	90.24	90.24	90.24	90.24	92.68	90.24	90.24	90.24	90.24	87.80	90.24	92.68
10	Sensible assignments are given by the faculty	92.68	90.24	92.68	95.12	95.12	92.68	90.24	90.24	90.24	90.24	90.24	92.68
11	Faculty is regular and punctual in class	92.68	92.68	92.68	95.12	95.12	92.68	90.24	92.68	92.68	92.68	92.68	92.68
12	Faculty has a good class control	92.68	92.68	87.80	95.12	95.12	90.24	92.68	92.68	92.68	92.68	92.68	95.12
13	Faculty completes Curriculum on time	92.68	90.24	90.24	95.12	95.12	92.68	92.68	92.68	87.80	90.24	90.24	95.12

14	Faculty focuses on Course and Program Outcomes	92.68	92.68	90.24	95.12	90.24	87.80	90.24	87.80	90.24	90.24	92.68	90.24
----	--	-------	-------	-------	-------	-------	-------	-------	-------	-------	-------	-------	-------

### Analysis:

The faculty ratings show excellent performance, with most scores between 85% and 97%. Teachers are strong in planning sessions, motivating students, and being regular and punctual, with scores above 90% in these areas. They use modern teaching tools, balance discussions well, and maintain good class control. Handling questions and adjusting the teaching pace to students' needs scored slightly lower but still good, scores range approximately between 85% and 92%. Faculty are also available outside class, give sensible assignments, and complete the curriculum on time. Overall, the ratings show that teachers provide a high-quality learning experience and effectively meet course and program goals.

### Analysis of Students' Feedback – ODD Semesters

#### 1d) Analysis – MCA I - Sem I – Students' Feedback on Curriculum

Feedback has been given from the following courses offered in Semester I

IT11	Java Programming
IT12	Data Structure & Algorithms
IT13	Object Oriented Software Engineering
IT14	Operating Systems Concept
IT15	Network technologies
OC1	Javascript
OC2	Java 11 Essentials
IT11L	LAB Based on Java & DSA
ITC11	Mini Project
SS11	Soft Skills – I
192	Cyber Security
193	Human Rights

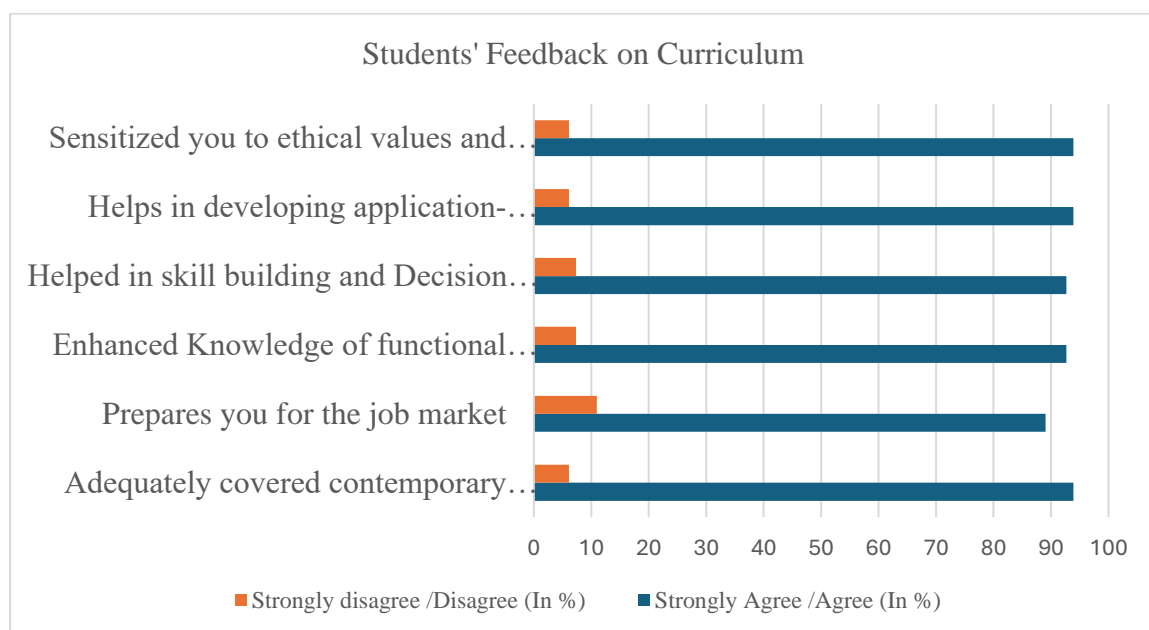
**Total enrolled Students: 48**

**The number of students who Participated in the Feedback: 41**

The percentages given below are totals of strongly agree and agree and strongly disagree and disagree (5 & 4 strongly agree and agree and 1 & 2 strongly disagree and disagree. Neither Agree nor Disagree ratings are divided equally into strongly agree and strongly disagree)

Sr. No.	Parameters	Strongly Agree /Agree (In %)	Strongly disagree /Disagree(In %)
1	Adequately covered contemporary topics/ globalissues/emerging global and national trends	93.9	6.1
2	Prepares you for the job market	89.03	10.97
3	Enhanced Knowledge of functional areas of management	92.68	7.32
4	Helped in skill building and Decision making,Communication, Team building etc.	92.68	7.32
5	Helps in developing application- oriented thinking	93.9	6.1
6	Sensitized you to ethical values and Professional values	93.9	6.1

Graph



Analysis:

The analysis shows that most students agree the program is effective, with agreement rates between 89% and 94%. Key strengths include covering contemporary topics, enhancing management knowledge, and building skills like decision-making and communication. The program successfully promotes application-oriented thinking and introduce ethical values, as only 6% to 11% of students expressed disagreement. These results highlight the program's focus on practical learning and professional development, preparing students well for the job market.

**Analysis of Students' Feedback – ODD Semesters**

**1e) Analysis – MBA II - Sem III – Students' Feedback on Effectiveness of Faculty**

A. Common Subjects -Total Students Enrolled: 58

Feedback collected from Students: 56

The percentages given below represent totals of Excellent and Very Good ratings (5 and 4 ratings) only.

Sr. no.	Parameters	Subject Codes – Ratings in Percentages(%)						
		301 SM	302 DS	308 PM	309 KM	310CG	392	394 Soft Skill
1	Faculty has well planned sessions	87.50	85.71	82.14	80.36	85.71	78.57	87.50
2	Faculty is a good motivator	87.50	89.29	82.14	83.93	82.14	80.36	85.71
3	Modern teaching aids, power point presentations, web resources, etc. are used by the faculty	85.71	85.71	82.14	76.79	82.14	78.57	82.14
4	Is patient in handling questions	87.50	82.14	80.36	80.36	80.36	76.79	83.93
5	Adjusts pace of class to the students'level of understanding	87.50	82.14	82.14	80.36	83.93	75.00	83.93
6	Faculty effectively directs and stimulates discussion	89.29	87.50	83.93	82.14	89.29	78.57	82.14
7	Faculty keeps a good balance between theory and application	89.29	83.93	83.93	80.36	87.50	80.36	85.71
8	Faculty shows availability beyond normal classes	89.29	85.71	82.14	83.93	85.71	80.36	85.71



9	Faculty shares latest information related to the course	85.71	83.93	82.14	80.36	85.71	78.57	85.71
10	Sensible assignments are given by the faculty	89.29	85.71	82.14	83.93	85.71	80.36	85.71
11	Faculty is regular and punctual in class	91.07	87.50	85.71	83.93	87.50	83.93	87.50
12	Faculty has a good class control	85.71	85.71	80.36	80.36	83.93	78.57	83.93
13	Faculty completes Curriculum on time	89.29	85.71	83.93	82.14	87.50	80.36	87.50
14	Faculty focuses on Course and Program Outcomes	87.50	83.93	82.14	82.14	83.93	80.36	83.93

### Analysis:

The faculty ratings show strong performance, with most scores between 75% and 91%. Key strengths include planning sessions, motivating students, and maintaining punctuality, with scores consistently above 85% in many subjects. Faculty are also effective in balancing theory and application, stimulating discussions, and providing sensible assignments. Areas like handling questions, sharing updated course information, and showing availability beyond classes received slightly lower but still good ratings, ranging from 76% to 89%. The scores indicate that faculty generally meet students' expectations, ensuring well-organized classes and practical learning, although there is room for improvement in consistency across subjects.

### A. Finance Specialization

Total enrolled Students: 33

Feedback collected from Students: 33

The percentages given below represent totals of Excellent and Good ratings (5 and 4 ratings) only.

Sr. no	Parameters	Subject Codes – Ratings in Percentages (%)				
		304 AFM	305 FIN-IF	315 FIN-IT	318 DB	321 ILR
1	Faculty has well planned sessions	78.79	75.76	78.79	78.79	78.79
2	Faculty is a good motivator	81.82	81.82	78.79	81.82	81.82
3	Modern teaching aids, power point presentations, web resources, etc. are used by the faculty	78.79	81.82	81.82	78.79	78.79
4	Is patient in handling questions	84.85	81.82	78.79	84.85	84.85
5	Adjusts pace of class to the students' level of understanding	84.85	81.82	84.85	84.85	84.85
6	Faculty effectively directs and stimulates	81.82	78.79	81.82	81.82	81.82

	discussion					
7	Faculty keeps a good balance between theory and application	84.85	81.82	84.85	84.85	84.85
8	Faculty shows availability beyond normal classes	84.85	75.76	81.82	84.85	84.85
9	Faculty shares latest information related to the course	84.85	78.79	81.82	84.85	84.85
10	Sensible assignments are given by the faculty	84.85	81.82	84.85	81.82	81.82
11	Faculty is regular and punctual in class	87.88	84.85	84.85	84.85	84.85
12	Faculty has a good class control	84.85	78.79	84.85	84.85	84.85
13	Faculty completes Curriculum on time	84.85	78.79	81.82	84.85	84.85
14	Faculty focuses on Course and Program Outcomes	84.85	78.79	84.85	84.85	84.85

Analysis:

The faculty ratings indicate a strong performance across most parameters, with scores mostly ranging between 75% and 88%. Faculty excel in areas like planning sessions, maintaining class control, and completing the curriculum on time, consistently scoring above 84%. They are also good at balancing theory and application, being patient with questions, and sharing relevant course information. Motivation and the use of modern teaching aids received slightly lower but still positive scores, around 78% to 82%. Overall, the faculty provide well-organized and engaging sessions, ensuring a good learning experience for students, with some room for improvement in consistency.

## B. HR Specialization

Total enrolled Students: 16

Feedback collected from Students: 11

The percentages given below represent totals of Excellent and Good ratings (5 and 4 ratings) only.

Sr.NO.	Parameters	Subject Codes – Ratings in Percentages (%)				
		304 SHR M	305 HRO	312 TM	313 PTA	319 CM & T HRM
1	Faculty has well planned sessions	81.82	81.82	81.82	90.91	90.91
2	Faculty is a good motivator	81.82	81.82	81.82	90.91	90.91
3	Modern teaching aids, power point presentations, web resources, etc. are used by the faculty	72.73	72.73	72.73	81.82	81.82
4	Is patient in handling questions	81.82	81.82	81.82	90.91	90.91
5	Adjusts pace of class to the students' level of understanding	90.91	90.91	90.91	90.91	90.91
6	Faculty effectively directs and stimulates discussion	90.91	90.91	90.91	90.91	90.91

7	Faculty keeps a good balance between theory and application	81.82	81.82	81.82	90.91	90.91
8	Faculty shows availability beyond normal classes	90.91	90.91	90.91	90.91	90.91
9	Faculty shares latest information related to the course	90.91	90.91	90.91	100.00	100.00
10	Sensible assignments are given by the faculty	81.82	81.82	81.82	90.91	90.91
11	Faculty is regular and punctual in class	81.82	81.82	81.82	90.91	90.91
12	Faculty has a good class control	81.82	81.82	72.73	90.91	90.91
13	Faculty completes Curriculum on time	72.73	72.73	72.73	90.91	90.91
14.	Faculty focuses on Course and Program Outcomes	81.82	81.82	81.82	90.91	90.91

Analysis:

The faculty ratings reflect strong performance, with most scores falling between 72% and 100%. Teachers are particularly effective in adjusting the pace of lessons, encouraging discussions, and providing up-to-date course information, with ratings of 90% or higher in these areas. They are also praised for being available outside of regular class hours and maintaining a good balance between theory and practical application. Some areas, like using modern teaching tools and completing the curriculum on schedule, received slightly lower scores around 72%. Overall, the faculty offer well-organized and engaging classes, with minor improvements needed in technology usage and timely curriculum delivery.

### C . Marketing Specialization:

Total enrolled Students: 5

Feedback collected from Students: 5

The percentages given below represent totals of Excellent and Good ratings (5 and 4 ratings) only. Average, poor ratings are not shown here.

Sr.NO.	Parameters	Subject Codes – Ratings in Percentages (%)				
		304 SM	305 SDM	312 BB M	313 IM	314 DM
1	Faculty has well planned sessions	80	80	80	80	80
2	Faculty is a good motivator	100	100	100	100	100
3	Modern teaching aids, power point presentations, webresources, etc. are used by the faculty	100	100	100	100	100
4	Is patient in handling questions	100	100	100	100	100
5	Adjusts pace of class to the students' level of understanding	100	100	100	100	100
6	Faculty effectively directs and stimulates discussion	100	100	100	100	100
7	Faculty keeps a good balance between theory and application	100	100	100	100	100
8	Faculty shows availability beyond normal classes	100	100	100	100	100
9	Faculty shares latest information related to the course	100	100	100	100	100

10	Sensible assignments are given by the faculty	100	100	100	100	100
11	Faculty is regular and punctual in class	100	100	100	100	100
12	Faculty has a good class control	100	100	100	100	100
13	Faculty completes Curriculum on time	100	100	100	100	100
14	Faculty focuses on Course and Program Outcomes	100	100	100	100	100

Analysis:

The faculty earned excellent scores in all areas, consistently above 80%. They are commended for well-planned sessions, effective use of teaching methods, and active student engagement. Their use of modern tools, availability beyond class hours, and punctuality in completing the curriculum further reflect their strong performance. Overall, the faculty shows outstanding dedication to delivering quality education.

#### **D. Business Analytics Specialization:**

Total enrolled Students: 4

Feedback collected from Students: 4

The percentages given below represent totals of Excellent and Good ratings (5 and 4 ratings) only. Average, poor ratings are not shown here

Sr.NO.	Parameters	Subject Codes – Ratings in Percentages (%)				
		304 AS Using R III	305 BA- ML&CI using Python	312 SMW &Text Analyt ics	313 IIT	317 E- comm erce A.
1	Faculty has well planned sessions	25.00	50.00	50.00	25.00	50.00
2	Faculty is a good motivator	50.00	50.00	75.00	50.00	50.00
3	Modern teaching aids, power point presentations, webresources, etc. are used by the faculty	50.00	50.00	50.00	50.00	50.00
4	Is patient in handling questions	75.00	75.00	100.00	75.00	75.00
5	Adjusts pace of class to the students' level of understanding	50.00	50.00	50.00	50.00	50.00
6	Faculty effectively directs and stimulates discussion	75.00	75.00	75.00	75.00	75.00
7	Faculty keeps a good balance between theory and application	75.00	75.00	75.00	75.00	75.00
8	Faculty shows availability beyond normal classes	50.00	50.00	50.00	50.00	50.00
9	Faculty shares latest information related to the course	50.00	50.00	75.00	50.00	50.00
10	Sensible assignments are given by the faculty	100.00	100.00	100.00	100.00	100.00
11	Faculty is regular and punctual in class	50.00	50.00	50.00	50.00	50.00
12	Faculty has a good class control	50.00	50.00	50.00	50.00	50.00
13	Faculty completes Curriculum on time	50.00	50.00	50.00	50.00	50.00

14	Faculty focuses on Course and Program Outcomes	50.00	50.00	50.00	50.00	50.00
----	--	-------	-------	-------	-------	-------

Analysis:

The faculty received mixed ratings across various parameters, with some areas showing strong performance while others need improvement. The highest scores were for assigning sensible tasks, with 100% of students agreeing. However, areas such as planning sessions, using modern teaching aids, and availability outside class hours received lower ratings of 50% across several subjects. The faculty is seen as patient in handling questions, with a 75% agreement, and is effective in directing discussions. Overall, while some aspects of teaching are well-received, there are several areas, like session planning and class control, that need attention.

### Analysis of Students' Feedback – ODD Semesters

#### 1f) Analysis – MBA II - Sem III – Students' Feedback on Curriculum

**Feedback has been taken on the following courses offered in Semester III**

<b>Semester-III</b>			
301-GC-Strategic Management			
302-GC-Decision science			
308-GE-UL-Project Management			
309-GE-UL-Knowledge Management			
310-GE-UL-Corporate Governance			
392 – Introduction to Cyber Security			
Skill Development - I Soft Skills			
<b>Marketing Specialization</b>	<b>Finance Specialization</b>	<b>Human Resource Management Specialization</b>	<b>Business Analytics Specialization</b>
304-MKT-Services Marketing	304-FIN- Advance Financial Management	304-HRM-Strategic Human Resource Management	304 BA SC-BA-03 Advanced Statistical Methods using R
305-MKT- Sales & Distribution Management	305-FIN- International Finance	305-HRM-HR Operations	305 BA SC-BA-04 Machine Learning & Cognitive Intelligence using Python
312-MKT-Business to Business Marketing	315-FIN-SE-IL- Indirect Taxation	312-HRM-IL-Talent Management	312 BA-SE-IL-06 Social Media, Web & Text Analytics
313-MKT- International Marketing	318-FIN-SE-IL- Digital Banking	313-HRM-IL- Psychometric Testing and Assessment	313-BA-SE-IL-07 Industrial Internet of Things
314-MKT-Digital	321-FIN-SE-IL-	319-HRM-IL-	317 BA-SE-IL-11

Marketing - II	Insurance Laws & Regulations	Change Management System & New Technologies in HRM	Commerce Analytics - I
----------------	------------------------------	--	------------------------

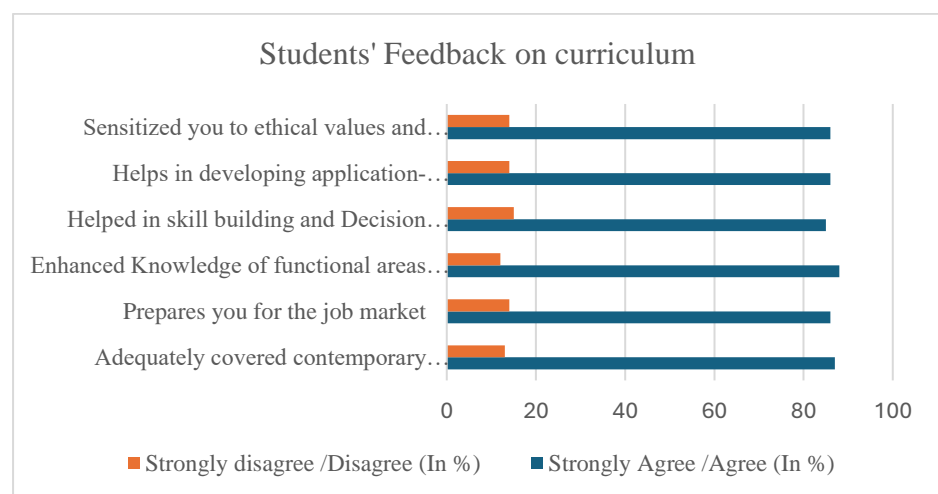
**Number of students enrolled: 58**

**Number of students participated in the feedback: 52**

The percentages given below are totals of strongly agree and agree and strongly disagree and disagree (5 & 4 strongly agree and agree and 1 & 2 strongly disagree and disagree. Neither agree nor disagree figures are equally divided into strongly agree and strongly disagree)

Sr. No.	Parameters	Strongly Agree /Agree (In %)	Strongly disagree /Disagree(In %)
1	Adequately covered contemporary topics/ globalissues/emerging global and national trends	87	13
2	Prepares you for the job market	86	14
3	Enhanced Knowledge of functional areas of management	88	12
4	Helped in skill building and Decision making,Communication, Team building etc.	85	15
5	Helps in developing application- oriented thinking	86	14
6	Sensitized you to ethical values and Professional values	86	14

Graph:



Analysis:

The program curriculum is well-received ratings for all parameters, with most students agreeing that it covers current topics, prepares them for the job market, and builds skills like decision-making and communication. It also focuses on application-oriented thinking and ethical values, with 86% of students in favor. A small percentage (12-15%) disagreed, showing some areas could be improved.

**Analysis of Students' Feedback – ODD Semesters**

**1g) Analysis – MCA II - Sem III – Students' Feedback on Effectiveness of Faculty**

Student feedback on effectiveness of Faculty  
 Common Subjects -Total Students Enrolled: 48  
 Feedback collected from Students: 41

The percentages given below represent totals of Excellent and Very Good ratings (5 and 4 ratings) only.

Sr. No.	Parameters	Subject Codes – Ratings in Percentages (%)											
		IT31	IT32	IT33	IT34	IT35	OC5	OC6	IT31L	ITC31	SS31	392	395
1	Faculty has well planned sessions	77.78	66.67	72.22	72.22	79.63	77.78	77.78	77.78	77.78	79.63	74.07	75.93
2	Faculty is a good motivator	75.93	72.22	74.07	74.07	77.78	75.93	74.07	77.78	77.78	75.93	77.78	75.93
3	Modern teaching aids, power point presentations, web resources, etc. are used by the faculty	74.07	72.22	74.07	77.78	81.48	77.78	75.93	74.07	79.63	75.93	75.93	75.93
4	Is patient in handling questions	68.52	64.81	68.52	72.22	74.07	66.67	75.93	72.22	72.22	72.22	72.22	74.07
5	Adjusts pace of class to the students' level of understanding	81.48	75.93	77.78	79.63	83.33	79.63	81.48	79.63	81.48	79.63	81.48	75.93
6	Faculty effectively directs and stimulates discussion	79.63	77.78	79.63	79.63	77.78	77.78	77.78	77.78	79.63	79.63	77.78	79.63
7	Faculty keeps a good balance between theory and application	77.78	75.93	77.78	81.48	81.48	81.48	77.78	79.63	81.48	79.63	77.78	79.63
8	Faculty shows availability beyond normal classes	75.93	75.93	77.78	77.78	77.78	77.78	77.78	79.63	77.78	77.78	77.78	77.78
9	Faculty shares latest information related to the course	77.78	72.22	77.78	77.78	79.63	77.78	79.63	83.33	79.63	83.33	81.48	77.78
10	Sensible assignments are given by the faculty	79.63	77.78	81.48	81.48	81.48	81.48	83.33	79.63	79.63	83.33	81.48	81.48

11	Faculty is regular and punctual in class	79.63	83.33	85.19	85.19	85.19	83.33	83.33	81.48	83.33	83.33	85.19	83.33
12	Faculty has a good class control	75.93	77.78	77.78	79.63	79.63	77.78	77.78	79.63	79.63	79.63	77.78	79.63
13	Faculty completes Curriculum on time	77.78	74.07	75.93	77.78	79.63	77.78	77.78	77.78	79.63	77.78	79.63	79.63
14	Faculty focuses on Course and Program Outcomes	77.78	79.63	77.78	81.48	79.63	79.63	79.63	81.48	81.48	81.48	77.78	77.78

Analysis:

The faculty received positive feedback, with scores mostly ranging from 74% to 85%. Students appreciated the well-planned sessions, motivation, and use of modern teaching aids. Faculty were seen as effective in balancing theory and practical application and being available beyond normal classes. While there were minor areas for improvement, such as handling questions and adjusting the pace, overall, the feedback was favorable.

### Analysis of Students' Feedback – ODD Semesters

#### 1h) Analysis – MCA II - Sem III – Students' Feedback on Curriculum

##### ii. Students' feedback on the Curriculum

Feedback has been given on the following courses offered in Semester III

IT31	Mobile Application Development
IT32	Data Warehousing and Data Mining- Dr Kalpana Salunkhe
IT33	Software Testing and Quality Assurance
IT34	Knowledge Representation & Artificial Intelligence
IT35	Cloud Computing
OC5	Android Training Course Bundle
OC6	AWS Certified Developer
IT31L	LAB Based on Android & KRAI
ITC31	Mini Project
SS31	Soft Skills
392	Cyber Security III
395	Introduction to Indian Constitution

**Total enrolled Students: 48**

**Number of students who participated in the Feedback: 41**

The percentages given below are totals of strongly agree and agree and strongly disagree and disagree (5 & 4 strongly agree and agree and 1 & 2 strongly disagree and disagree. Neither Agree nor Disagree ratings are divided equally into strongly agree and strongly disagree)



Sr.No.	Statements	Strongly agree /Agree (In %)	Strongly disagree /Disagree (In %)
1	Adequately covers contemporary topics/global issues/emerging global and national trends	94.26	5.74
2	Enhances Knowledge of functional areas of management	91.80	8.20
3	Helps in skill building - decision making, communication, team building etc.	93.44	6.56
4	Sensitizes students to ethical and professional values	93.44	6.56
5	Develops application - oriented thinking	94.26	5.74
6	POs and Cos are relevant to Curriculum of 2020	94.26	5.74

Analysis:

The program curriculum received positive feedback, with most students agreeing that it covers current global issues and enhances knowledge in management (94.26%). It also helps build key skills like decision-making, communication, and teamwork (93.44%). Students appreciate the focus on ethical values and find the course outcomes relevant to the 2020 curriculum. Overall, the program is seen as effective in preparing students for practical applications in the professional world.

#### Analysis of Students' Feedback – EVEN Semesters

#### 2a) Analysis – MBA I - Sem II – Students' Feedback on Effectiveness of Faculty

Generic Core Subjects Total Students Enrolled: 63

Feedback collected from Students: 56

The percentages given below represent totals of Excellent and Very Good ratings (5 and 4 ratings) only.

Sr. No.	Parameters	Subject Codes – Ratings in Percentages (%)									
		MM 201	FM 202	HR M 203	OSCM 204	OSCM 204	CF M 207	SNV M 209	BG&S 211	FL-German 217	CS 292
1	Faculty has well planned sessions	75.00	76.79	83.93	78.57	75.00	83.93	85.71	73.21	76.79	78.57
2	Faculty is a good	80.36	82.14	89.29	82.14	80.36	89.29	89.29	78.57	80.36	83.93

	motivator										
3	Modern teaching aids, power point presentations, web resources, etc. are used by the faculty	82.14	76.79	83.93	78.57	82.14	83.93	85.71	75.00	80.36	82.14
4	Is patient in handling questions	85.71	85.71	89.29	82.14	85.71	85.71	87.50	87.50	82.14	85.71
5	Adjusts pace of class to the students' level of understanding	78.57	80.36	85.71	80.36	83.93	82.14	83.93	82.14	82.14	78.57
6	Faculty effectively directs and stimulates discussion	83.93	87.50	87.50	85.71	87.50	85.71	89.29	83.93	87.50	87.50
7	Faculty keeps a good balance between theory and application	76.79	76.79	78.57	78.57	78.57	82.14	82.14	78.57	78.57	80.36
8	Faculty shows availability beyond normal classes	85.71	83.93	83.93	83.93	85.71	83.93	87.50	82.14	85.71	83.93
9	Faculty shares latest information related to the course	75.00	75.00	78.57	76.79	80.36	80.36	82.14	78.57	80.36	80.36
10	Sensible assignments are given by the faculty	83.93	78.57	82.14	76.79	80.36	83.93	80.36	78.57	82.14	82.14
11	Faculty is regular and punctual in class	78.57	82.14	80.36	80.36	78.57	82.14	85.71	76.79	83.93	80.36
12	Faculty has a good class control	78.57	80.36	82.14	82.14	82.14	83.93	80.36	80.36	78.57	80.36
13	Faculty completes Curriculum on time	76.79	82.14	76.79	76.79	75.00	82.14	78.57	76.79	76.79	80.36
14	Faculty focuses on Course and Program Outcomes	83.93	83.93	85.71	83.93	80.36	83.93	83.93	80.36%	82.14	83.93

### Analysis:

The faculty across subjects received positive ratings in various aspects, with most students agreeing that the sessions were well-planned, using modern teaching aids like PowerPoint and web resources (75-85%). The faculty was appreciated for being motivating, patient, and responsive to students' questions. They also effectively directed discussions and maintained a good balance between theory and practical application. Additionally, faculty members were recognized for their availability beyond normal class hours and for providing sensible assignments. Overall, the faculty was consistent in being regular, punctual, and focused on completing the curriculum on time, ensuring a positive learning experience. It may be emphasised here that ratings of teachers on parameters such as Sharing of updated information and Completing curriculum has improved over the first semester ratings (56-66% )

The lower percentages in first semester was primarily because of late commencement of Semester by the University and a shorter term (early exams) and adjustments while navigating from graduation to professional courses.

### Finance Specialization

Total Students Enrolled: 34

Feedback collected from Students: 33

Sr. No	Parameters	Subject Codes – Ratings in Percentages (%)			
		FIN-FMBO 205	FIN-PFP 206	FIN-DT 219	FIN-FLI&PU 223
1	Faculty has well planned sessions	90.91	82.93	87.80	85.37
2	Faculty is a good motivator	90.91	85.37	87.80	92.68
3	Modern teaching aids, power point presentations, web resources, etc. are used by the faculty	87.88	85.37	85.37	85.37
4	Is patient in handling questions	90.91	82.93	85.37	87.80
5	Adjusts pace of class to the students' level of understanding	87.88	85.37	87.80	87.80
6	Faculty effectively directs and stimulates discussion	87.88	80.49	82.93	85.37
7	Faculty keeps a good balance between theory and application	87.88	85.37	85.37	85.37
8	Faculty shows availability beyond normal classes	87.88	85.37	85.37	85.37

9	Faculty shares latest information related to the course	87.88	85.37	85.37	85.37
10	Sensible assignments are given by the faculty	90.91	82.93	85.37	87.80
11	Faculty is regular and punctual in class	90.91	85.37	85.37	87.80
12	Faculty has a good class control	93.94	85.37	87.80	90.24
13	Faculty completes Curriculum on time	87.88	82.93	82.93	85.37
14	Faculty focuses on Course and Program Outcomes	90.91	85.37	85.37	87.80

#### Analysis:

The faculty across the subjects received positive feedback, with ratings ranging from 80% to 94%. The majority of students (87% to 93%) felt the sessions were well-planned, and they appreciated the use of modern teaching aids. Faculty were praised for their motivation, patience, and their ability to adjust the pace of the class to students' understanding. Students also appreciated the balance between theory and application, and the faculty's availability beyond regular classes. The feedback indicated that faculty maintained good class control, completed the curriculum on time, and focused on course and program outcomes. Overall, the ratings reflected a high level of satisfaction among students.

#### HRM Specialization

Total enrolled Students: 25

Feedback collected from Students: 16

Sr. no.	Parameters	Subject Codes – Ratings in Percentages (%)			
		HRM-CHRM 205	ERLL 206	HRM-LW 217	HRM-LRS 218
1	Faculty has well planned sessions	87.50	87.50	87.50	87.50
2	Faculty is a good motivator	93.75	87.50	87.50	87.50
3	Modern teaching aids, power point presentations, web resources, etc. are used by the faculty	93.75	93.75	93.75	93.75
4	Is patient in handling questions	81.25	81.25	87.50	87.50
5	Adjusts pace of class to the students' level of understanding	81.25	81.25	87.50	87.50

6	Faculty effectively directs and stimulates discussion	87.50	87.50	87.50	87.50
7	Faculty keeps a good balance between theory and application	81.25	81.25	87.50	87.50
8	Faculty shows availability beyond normal classes	87.50	87.50	87.50	87.50
9	Faculty shares latest information related to the course	87.50	87.50	87.50	87.50
10	Sensible assignments are given by the faculty	81.25	81.25	87.50	81.25
11	Faculty is regular and punctual in class	87.50	87.50	87.50	87.50
12	Faculty has a good class control	87.50	87.50	87.50	87.50
13	Faculty completes Curriculum on time	87.50	87.50	87.50	87.50
14	Faculty focuses on Course and Program Outcomes	87.50	87.50	87.50	87.50

Analysis:

The faculty across all subjects received very positive feedback, with ratings consistently around 87% to 93%. Students praised the well-planned sessions, effective use of modern teaching aids, and the faculty's ability to motivate and engage them. Faculty members were also recognized for their patience, the balance they maintained between theory and application, and their availability beyond regular classes. Additionally, the faculty demonstrated strong class control, completed the curriculum on time, and ensured that course and program outcomes were well-focused. Overall, the feedback reflects high student satisfaction with both the teaching methods and the overall course delivery.

### **Business Analytics Specialization**

Total enrolled Students: 3

Feedback collected from Students: 3

Sr.NO.	Parameters	Subject Codes – Ratings in Percentages (%)			
		BBAR 205	DM 206	Tableau 220	DWPL CM 221
1	Faculty has well planned sessions	66.67	33.33	66.67	33.33
2	Faculty is a good motivator	33.33	33.33	33.33	33.33
3	Modern teaching aids, power point presentations, webresources, etc. are used by the faculty	100.00	100.00	100.00	66.67
4	Is patient in handling questions	66.67	66.67	66.67	66.67
5	Adjusts pace of class to the students' level of understanding	33.33	33.33	33.33	33.33
6	Faculty effectively directs and stimulates discussion	66.67	66.67	66.67	66.67

7	Faculty keeps a good balance between theory and application	100.00	100.00	100.00	100.00
8	Faculty shows availability beyond normal classes	66.67	66.67	66.67	66.67
9	Faculty shares latest information related to the course	66.67	33.33	66.67	33.33
10	Sensible assignments are given by the faculty	66.67	66.67	66.67	66.67
11	Faculty is regular and punctual in class	33.33	33.33	33.33	33.33
12	Faculty has a good class control	66.67	66.67	66.67	66.67
13	Faculty completes Curriculum on time	33.33	33.33	33.33	33.33
14	Faculty focuses on Course and Program Outcomes	33.33	33.33	33.33	33.33

### Analysis

The faculty's use of modern teaching aids and balance between theory and application received positive feedback, with some subjects scoring 100%. However, areas like motivation, adjusting class pace, and regularity were rated lower. Students also noted room for improvement in faculty availability beyond class hours, class control, and timely completion of the curriculum. Overall, while certain aspects of teaching were appreciated, there is a need for improvement in consistency and engagement.

### Analysis of Students' Feedback – EVEN Semesters 2b) Analysis – MBA I - Sem II – Students' Feedback on Curriculum

Common	Marketing Specialization	Finance Specialization	Human Resource Specialization	Business Analytics
201 GC-07 Marketing Management	205 MKT SC-MKT-01 Marketing Research	205 FIN-SC- FIN-01 Financial Markets and Banking Operations	205 HR-SC-HRM- 01 Competency Based Human Resource Management	205 BA SC – BA – 01 Basic Business Analytics using R
202 GC-08 Financial Management	206 MKT SC-MKT-02 Consumer Behavior	206 FIN-SC-FIN- 02 Personal Financial Planning	206 HR-SC- HRM-02 Employee Relations & Labour Legislation	206 BA SC – BA – 02 Data Mining
203 GC-09 Human Resources Management	219 SE – IL - MKT- 03 Personal Selling Lab	219 FIN-SE-IL- FIN-03 Direct Taxation	217 HRM SE – IL - HRM – 01 Labour Welfare	217 BA SE – IL - BA – 01 Marketing Analytics

204 GC-10 Operations & Supply Chain Management	220 MKT SE-IL- MKT-04 Digital Marketing -I	223 SE – IL - FIN – 07 Fundamental s of Life Insurance – Products and Underwriting	218 HRM SE – IL - HRM – 02 Lab in Recruitment and Selection	221 BA SE – IL - BA – 05 Data Warehousing Project Life Cycle Management
207 GE-UL-07 Contemporary Frameworks in Management				
209 GC-UL-09 Start Up and New Venture Management				
211 GE - UL – 11 Business, Government & Society				
217 GE – IL – 12 Foreign Language – II				
292 Introduction to CyberSecurity -II				

Total enrolled Students: 62

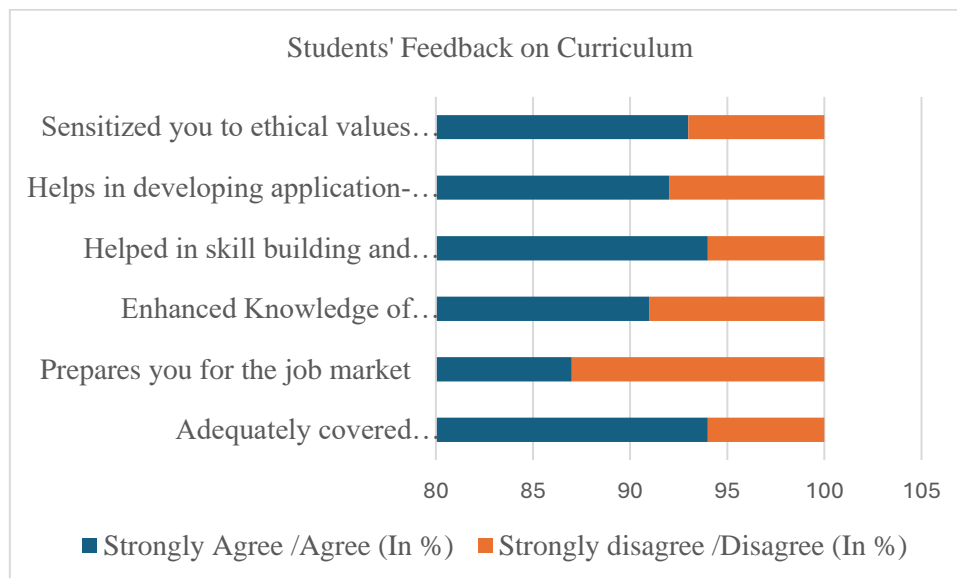
Number of students participated in the feedback: 62

The percentages given below are totals of strongly agree and agree and strongly disagree and disagree (5 & 4 strongly agree and agree and 1 & 2 strongly disagree and disagree. Neither Agree nor Disagree ratings are divided equally into strongly agree and strongly disagree)

Sr. No.	Parameters	Strongly Agree /Agree (In %)	Strongly disagree /Disagr ee(In %)
1	Adequately covered contemporary topics/ globalissues/emerging global and national trends	94.00	6.00
2	Prepares you for the job market	87.00	13.00
3	Enhanced Knowledge of functional areas of management	91.00	9.00
4	Helped in skill building and Decision making,Communication, Team building etc.	94.00	6.00

5	Helps in developing application- oriented thinking	92.00	8.00
6	Sensitized you to ethical values and Professional values	93.00	7.00

Graph



### Analysis

The feedback shows that the course effectively covers contemporary topics, global issues, and prepares students for the job market, with high agreement ratings (94% and 87%). It has significantly enhanced students' knowledge of functional areas of management and skills such as decision-making, communication, and team-building. Additionally, the course promotes application-oriented thinking and emphasizes ethical and professional values, with students expressing strong agreement (92% and 93%). Overall, the course is well-regarded for its practical relevance and contribution to personal and professional development.

### Analysis of Students' Feedback – EVEN Semesters

#### 2c) Analysis – MCA I - Sem II – Students' Feedback on Effectiveness of Faculty

Common Subjects -Total Students Enrolled: 48 Feedback collected from Students: 46

The percentages given below represent totals of Excellent and Very Good ratings (5 and 4 ratings) only.

Sr. No.	Parameters	Subject Codes – Ratings in Percentages (%)									
		Python IT21	SPM IT22	OT MT21	AIT IT23	ADB MS IT24	OC4-Python for Data Science	OC3 – System and Usable Security	Practical (IT 21 L)	Mini Project (ITC21)	Soft Skills – II (SS21)
1	Faculty has well planned sessions	80.43	80.43	80.43	82.61	80.43	80.43	80.43	82.61	82.61	80.43



2	Faculty is a good motivator	80.43	84.78	82.61	84.78	84.78	84.78	82.61	84.78	84.78	84.78
3	Modern teaching aids, power point presentations, web resources, etc. are used by the faculty	80.43	82.61	80.43	82.61	82.61	80.43	80.43	80.43	80.43	80.43
4	Is patient in handling questions	82.61	80.43	80.43	80.43	84.78	80.43	80.43	80.43	82.61	80.43
5	Adjusts pace of class to the students' level of understanding	80.43	80.43	80.43	80.43	78.26	78.26	80.43	80.43	80.43	80.43
6	Faculty effectively directs and stimulates discussion	82.61	82.61	82.61	80.43	78.26	78.26	78.26	78.26	76.09	78.26
7	Faculty keeps a good balance between theory and application	80.43	80.43	80.43	82.61	84.78	82.61	78.26	84.78	82.61	82.61
8	Faculty shows availability beyond normal classes	84.78	84.78	84.78	86.96	84.78	82.61	82.61	84.78	82.61	82.61
9	Faculty shares latest information related to the course	84.78	84.78	84.78	86.96	84.78	84.78	84.78	84.78	82.61	82.61
10	Sensible assignments are given by the faculty	82.61	80.43	82.61	84.78	84.78	80.43	80.43	82.61	82.61	82.61
11	Faculty is regular and punctual in class	86.96	86.96	86.96	89.13	89.13	86.96	86.96	89.13	86.96	86.96
12	Faculty has a good class control	86.96	84.78	84.78	86.96	86.96	84.78	84.78	86.96	84.78	84.78
13	Faculty completes Curriculum on time	78.26	82.61	71.74	80.43	78.26	82.61	78.26	80.43	82.61	78.26
14	Faculty focuses on Course and Program Outcomes	82.61	82.61	82.61	86.96	89.13	86.96	86.96	89.13	86.96	86.96

#### Analysis:

The feedback indicates that the faculty is well-prepared, with an average rating of 80.43% for well-planned sessions. Faculty motivation received high marks, averaging 84.78%, and modern teaching aids were used effectively with a rating of 80.43%. The faculty's patience in handling questions was rated at 82.61%, and they adjusted the pace of classes to students' understanding, receiving an 80.43% rating.

Faculty availability beyond class hours was rated at 84.78%, and they maintained good class control with an 86.96% rating. Overall, the ratings reflect high student satisfaction across all parameters.

Analysis of Students' Feedback – EVEN Semesters

2d) Analysis – MCA I - Sem II – Students' Feedback on Curriculum

**Feedback has been taken of following courses offered in MCA I Semester II**

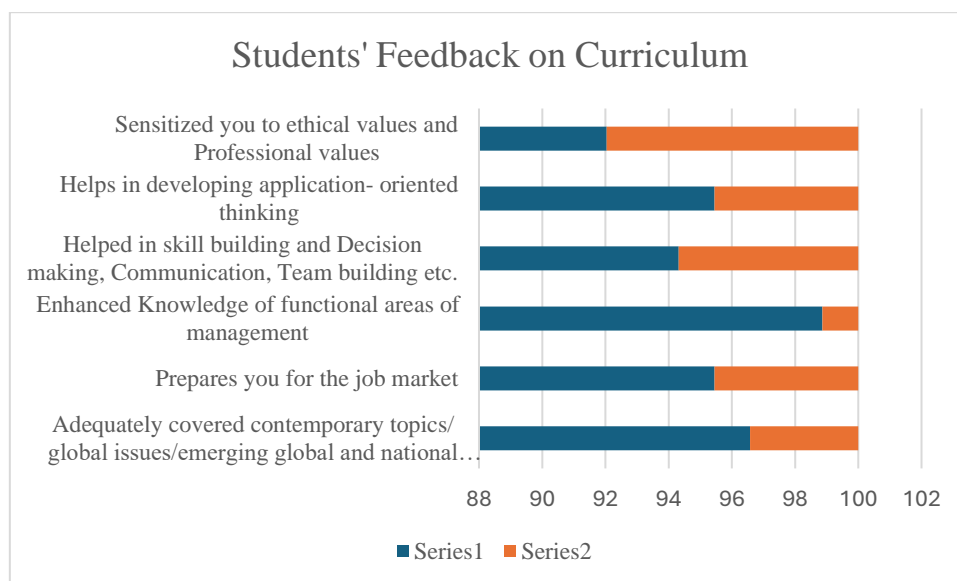
IT21	Python Programming
IT22	Software Project Management
MT21	Optimizing Techniques
IT23	Advanced Internet Technologies
IT24	Advanced Database Management System
OC4	Python for Data Science
OC3	System and Usable Security
IT21L	Lab Based on Python and AIT
ITC21	Mini Project
SS-21	Soft Skills
292	Cyber Security

Total Students Enrolled: 48    Feedback collected from Students: 44

The percentages given below are totals of strongly agree and agree and strongly disagree and disagree (5 & 4 strongly agree and agree and 1 & 2 strongly disagree and disagree. Neither Agree nor Disagree ratings are divided equally into strongly agree and strongly disagree)

Sr. No.	Parameters	Strongly Agree /Agree (In %)	Strongly disagree /Disagree(In %)
1	Adequately covered contemporary topics/ global issues/emerging global and national trends	96.58	3.42
2	Prepares you for the job market	95.45	4.55
3	Enhanced Knowledge of functional areas of management	98.86	1.14
4	Helped in skill building and Decision making, Communication, Team building etc.	94.32	5.68
5	Helps in developing application- oriented thinking	95.45	4.55
6	Sensitized you to ethical values and Professional values	92.04	7.96

## Graph



## Analysis

The program is highly rated for covering contemporary topics and preparing students for the job market, with 96.58% and 95.45% positive responses, respectively. It significantly enhances knowledge in management areas (98.86%) and builds key skills like decision-making and communication (94.32%). Application-oriented thinking is strongly emphasized (95.45%), and ethical and professional values are well-integrated, with 92.04% approval. Overall, the program is seen as highly relevant and practical.

### Analysis of Students' Feedback – EVEN Semesters

#### 2e) Analysis – MBA II - Sem IV – Students' Feedback on Effectiveness of Faculty

Total Students Enrolled: 58

Feedback collected from Students: 58

#### Common Subjects

The percentages given below represent totals of Excellent and Very Good ratings (5 and 4 ratings) only

Sr. no	Parameters	Subject Codes – Ratings in Percentages(%)					
		EPM 401	IE & BE 402	CL 407	CSR & S 408	CS 492	494 CSR Skill Dev.
1	Faculty has well planned sessions	79.31	81.03	67.24	82.76	72.41	79.31
2	Faculty is a good motivator	79.31	84.48	70.69	81.03	75.86	82.76

3	Modern teaching aids, power point presentations, web resources, etc. are used by the faculty	81.03	82.76	74.14	82.76	75.86	82.76
4	Is patient in handling questions	74.14	79.31	70.69	79.31	74.14	79.31
5	Adjusts pace of class to the students' level of understanding	77.59	81.03	72.41	81.03	74.14	81.03
6	Faculty effectively directs and stimulates discussion	77.59	81.03	72.41	79.31	74.14	79.31
7	Faculty keeps a good balance between theory and application	75.86	77.59	70.69	77.59	74.14	79.31
8	Faculty shows availability beyond normal classes	77.59	81.03	72.41	77.59	77.59	79.31
9	Faculty shares latest information related to the course	74.14	79.31	70.69	79.31	74.14	79.31
10	Sensible assignments are given by the faculty	77.59	75.86	72.41	77.59	74.14	77.59
11	Faculty is regular and punctual in class	81.03	82.76	75.86	81.03	77.59	82.76
12	Faculty has a good class control	79.31	81.03	74.14	79.31	75.86	79.31
13	Faculty completes Curriculum on time	75.86	75.86	68.97	75.86	72.41	75.86
14	Faculty focuses on Course and Program Outcomes	79.31	81.03	72.41	81.03	75.86	81.03

#### Analysis:

The faculty's performance across the subjects is generally well-received, with solid ratings for well-planned sessions and use of modern teaching aids, ranging from 67.24% to 82.76%. Faculty effectiveness in motivating students and adjusting the pace of classes is also positively rated, particularly in subjects like IE & BE (84.48%) and CSR (82.76%).

However, areas like balancing theory and application and handling questions receive slightly lower ratings in certain subjects. Overall, the faculty is appreciated for their availability, punctuality, and ability to complete the curriculum on time, with consistency across all subjects.

## Finance specialisation

Total enrolled Students: 33

Feedback collected from Students: 33

Sr. no	Parameters	Subject Codes – Ratings in Percentages (%)			
		FL 403	CT & CF 404	BV 410	SCM 412
1	Faculty has well planned sessions	72.73	72.73	72.73	72.73
2	Faculty is a good motivator	63.64	63.64	63.64	63.64
3	Modern teaching aids, power point presentations, web resources, etc. are used by the faculty	69.70	69.70	69.70	69.70
4	Is patient in handling questions	69.70	69.70	69.70	69.70
5	Adjusts pace of class to the students' level of understanding	69.70	69.70	69.70	69.70
6	Faculty effectively directs and stimulates discussion	69.70	69.70	69.70	69.70
7	Faculty keeps a good balance between theory and application	66.67	66.67	69.70	66.67
8	Faculty shows availability beyond normal classes	69.70	69.70	69.70	69.70
9	Faculty shares latest information related to the course	69.70	69.70	69.70	69.70
10	Sensible assignments are given by the faculty	69.70	69.70	69.70	69.70
11	Faculty is regular and punctual in class	66.67	69.70	69.70	66.67
12	Faculty has a good class control	69.70	69.70	69.70	69.70
13	Faculty completes Curriculum on time	66.67	66.67	66.67	66.67
14	Faculty focuses on Course and Program Outcomes	69.70	69.70	69.70	69.70

Analysis:

The faculty's performance across subjects is generally consistent, with most ratings around 69.70%. While class control and handling questions are well-received, areas like balancing theory with application and punctuality have slightly lower ratings at 66.67%. Overall, the feedback indicates a steady teaching approach, though there is room for improvement in certain aspects.

## HR specialization

Total enrolled Students: 16

Feedback collected from Students: 16

Sr.NO.	Parameters	Subject Codes – Ratings in Percentages (%)			
		OD & D 403	CT & CHRM 404	LL 409	LSP 414
1	Faculty has well planned sessions	87.50	87.50	87.50	87.50
2	Faculty is a good motivator	93.75	87.50	87.50	87.50

3	Modern teaching aids, power point presentations, web resources, etc. are used by the faculty	93.75	93.75	93.75	93.75
4	Is patient in handling questions	81.25	81.25	87.50	87.50
5	Adjusts pace of class to the students' level of understanding	81.25	81.25	87.50	87.50
6	Faculty effectively directs and stimulates discussion	87.50	87.50	87.50	87.50
7	Faculty keeps a good balance between theory and application	81.25	81.25	87.50	87.50
8	Faculty shows availability beyond normal classes	87.50	87.50	87.50	87.50
9	Faculty shares latest information related to the course	87.50	87.50	87.50	87.50
10	Sensible assignments are given by the faculty	81.25	81.25	87.50	81.25
11	Faculty is regular and punctual in class	87.50	87.50	87.50	87.50
12	Faculty has a good class control	87.50	87.50	87.50	87.50
13	Faculty completes Curriculum on time	87.50	87.50	87.50	87.50
14.	Faculty focuses on Course and Program Outcomes	87.50	87.50	87.50	87.50

#### Analysis:

The faculty performance across all subjects is consistently high, with most ratings around 87.50%. The use of modern teaching aids, availability beyond class hours, and effective class control are particularly appreciated. However, aspects like adjusting the pace of the class and giving sensible assignments have slightly lower ratings, though still above average. Overall, the feedback indicates a strong teaching approach, with steady performance in various areas.

#### Marketing Specialisation

Total enrolled Students: 5 Feedback collected from Students: 5

Sr.NO.	Parameters	Subject Codes – Ratings in Percentages (%)			
		Mkt 403	MS 404	CRM 409	RM 412
1	Faculty has well planned sessions	100.00	100.00	100.00	100.00
2	Faculty is a good motivator	100.00	100.00	100.00	100.00
3	Modern teaching aids, power point presentations, web resources, etc. are used by the faculty	100.00	100.00	100.00	100.00
4	Is patient in handling questions	100.00	100.00	100.00	100.00
5	Adjusts pace of class to the students' level of understanding	100.00	100.00	100.00	100.00
6	Faculty effectively directs and stimulates discussion	100.00	100.00	100.00	100.00
7	Faculty keeps a good balance between theory and application	100.00	100.00	100.00	100.00
8	Faculty shows availability beyond normal classes	100.00	100.00	100.00	100.00
9	Faculty shares latest information related to the course	100.00	100.00	100.00	100.00

10	Sensible assignments are given by the faculty	100.00	100.00	100.00	100.00
11	Faculty is regular and punctual in class	100.00	100.00	100.00	100.00
12	Faculty has a good class control	100.00	100.00	100.00	100.00
13	Faculty completes Curriculum on time	100.00	100.00	100.00	100.00
14	Faculty focuses on Course and Program Outcomes	100.00	100.00	100.00	100.00

Analysis:

The faculty received outstanding feedback across all parameters, with a perfect 100% rating for all aspects. Overall, the ratings highlight a consistently excellent teaching performance across all subjects.

### **Business Analytics Specialization**

Total enrolled Students: 4

Feedback collected from Students: 4

Sr.NO.	Parameters	Subject Codes – Ratings in Percentages (%)			
		ENI 403	AIBA 404	E-Comm erce 409	Scala 412
1	Faculty has well planned sessions	50.00	50.00	50.00	50.00
2	Faculty is a good motivator	50.00	50.00	50.00	50.00
3	Modern teaching aids, power point presentations, webresources, etc. are used by the faculty	50.00	50.00	50.00	50.00
4	Is patient in handling questions	75.00	75.00	75.00	75.00
5	Adjusts pace of class to the students' level of understanding	50.00	50.00	50.00	50.00
6	Faculty effectively directs and stimulates discussion	50.00	50.00	50.00	50.00
7	Faculty keeps a good balance between theory and application	50.00	25.00	25.00	25.00
8	Faculty shows availability beyond normal classes	50.00	50.00	50.00	50.00
9	Faculty shares latest information related to the course	50.00	50.00	50.00	50.00
10	Sensible assignments are given by the faculty	25.00	50.00	25.00	50.00
11	Faculty is regular and punctual in class	50.00	50.00	50.00	50.00
12	Faculty has a good class control	25.00	50.00	50.00	50.00
13	Faculty completes Curriculum on time	50.00	50.00	50.00	50.00
14	Faculty focuses on Course and Program Outcomes	50.00	50.00	50.00	50.00

Analysis:

The faculty received mixed ratings across various parameters, with some areas performing well while others need improvement. While the ratings for handling questions, class control, and assignments were lower (ranging from 25% to 75%), other aspects like planning, punctuality, and use of modern teaching aids received consistent 50% ratings. This suggests that the faculty is meeting basic expectations but may require adjustments in areas such as balance between

theory and application, discussion stimulation, and assignment sensibility to improve overall performance.

Analysis of Students' Feedback – EVEN Semesters

2f) Analysis – MCA II - Sem IV – Students' Feedback on Effectiveness of Faculty

Common Subjects -Total Students Enrolled: 58

Feedback collected from Students: 54

The percentages given below represent totals of Excellent and Very Good ratings (5 and 4 ratings) only

Sr. No.	Parameters	Subject Codes – Ratings in Percentages (%)		
		IT 41	MB 41	ITC 41
1	Faculty has well planned sessions	75.93	77.78	77.78
2	Faculty is a good motivator	79.63	83.33	81.48
3	Modern teaching aids, power point presentations, web resources, etc. are used by the faculty	87.04	87.04	88.89
4	Is patient in handling questions	87.04	87.04	87.04
5	Adjusts pace of class to the students' level of understanding	83.33	83.33	83.33
6	Faculty effectively directs and stimulates discussion	83.33	83.33	83.33
7	Faculty keeps a good balance between theory and application	79.63	81.48	81.48
8	Faculty shows availability beyond normal classes	87.04	87.04	87.04
9	Faculty shares latest information related to the course	87.04	83.33	83.33
10	Sensible assignments are given by the faculty	81.48	83.33	83.33
11	Faculty is regular and punctual in class	83.33	85.19	85.19
12	Faculty has a good class control	83.33	85.19	83.33
13	Faculty completes Curriculum on time	79.63	79.63	79.63
14	Faculty focuses on Course and Program Outcomes	85.19	83.33	83.33



### Analysis:

The faculty received strong ratings across most parameters, with scores ranging from 75% to 88%. They were particularly well-rated for using modern teaching aids, being patient with questions, and showing availability beyond regular classes. Areas like motivating students, maintaining class control, and balancing theory with application also received positive feedback. However, there is room for improvement in sharing the latest course information and ensuring a consistent balance between theory and application across all subjects. Overall, the faculty performed well in most areas.

### Analysis of Students' Feedback – EVEN Semesters

#### 2g ) Analysis – MBA II - Sem IV – Students' Feedback on Curriculum

The Curriculum offers the following subjects and the feedback was taken for the same:-

SEM-IV				
Common	Marketing Specialization	Finance Specialization	Human Resource Specialization	BA Specialization
401 GC-14 -Enterprise Performance Management	403 MKT SC-MKT-05 Marketing 4.0	403 FIN SC-FIN-05 Financial Laws	403 HR SC-HRM-05 Organizational Diagnosis & Development	403-Economics of Network Industries
402 GC-15 Indian Ethos & Business Ethics	404 MKT SC-MKT-06 Marketing Strategy	404 FIN SC-FIN-06 Current Trends & Cases in Finance	404 HR SC-HRM-06 Current Trends & Cases in Human Resource Management	404-Artificial Intelligence in Business Applications
407 GE-UL-21 Cyber Laws	409 MKT SE-IL-MKT-13 Customer Relationship Management	410 FIN SE – IL - FIN – 22 Business Valuation	409 HR SE-IL-HRM-15 Labour Legislation	409 BA SE – IL - BA – 13 E Commerce Analytics - II
408 GE-UL-22 Corporate Social Responsibility & Sustainability	412 MKT SE – IL - MKT- 16 Retail Marketing	412 FIN SE-IL-FIN-24 Strategic Cost Management	414 HR SE – IL - HRM – 20 Leadership and Succession Planning	412 BA SE – IL - BA – 16 Scala and Spark
492 Cyber Security				

MBA II – Sem. IV – Students’ Feedback on Curriculum

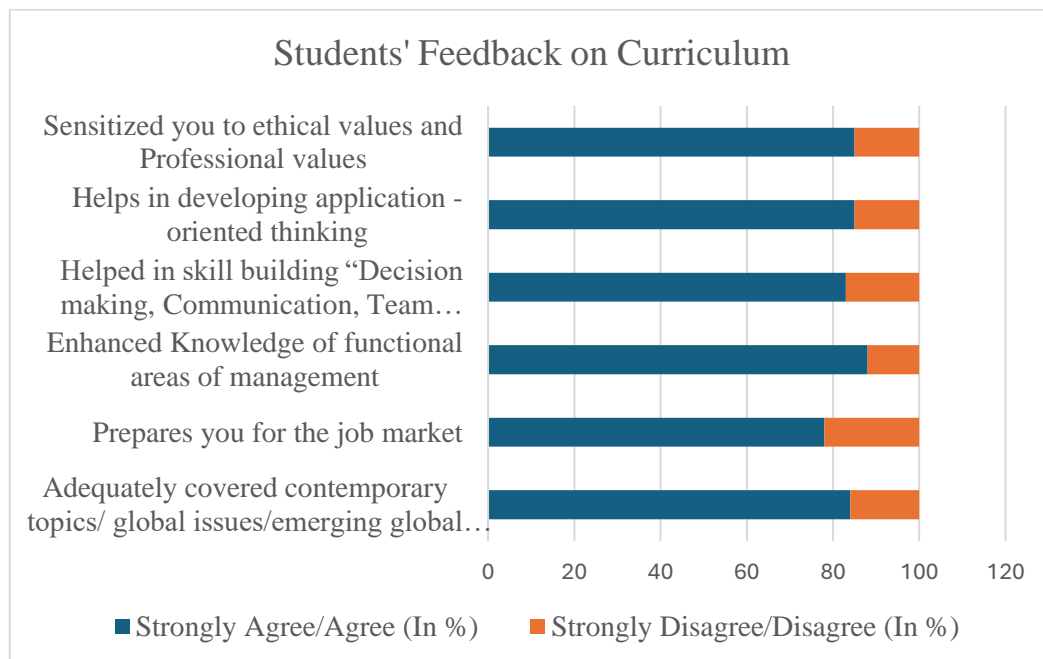
Total enrolled Students: 58

Number of students participated in the feedback: 58

The percentages given below are totals of strongly agree and agree and strongly disagree and disagree (5 & 4 strongly agree and agree and 1 & 2 strongly disagree and disagree. Neither Agree nor Disagree ratings are divided equally into strongly agree and strongly disagree)

Sr. No.	Statements	Strongly Agree/Agree (In %)	Strongly Disagree/Disagree (In %)
1	Adequately covered contemporary topics/ global issues/emerging global and national trends	84	16
2	Prepares you for the job market	78	22
3	Enhanced Knowledge of functional areas of management	88	12
4	Helped in skill building “Decision making, Communication, Team building etc.	83	17
5	Helps in developing application -oriented thinking	85	15
6	Sensitized you to ethical values and Professional values	85	15

Graph



## Analysis

The program curriculum effectively covered contemporary topics and global issues, with 84% of students agreeing. It helped develop practical skills like decision-making and communication (83%), and enhanced knowledge in management areas (88%). Most students felt it fostered application-oriented thinking (85%) and sensitized those to ethical and professional values (85%), indicating strong preparation for the job market. Ironically however the direct question in curriculum preparing one for the job market received a slightly lower rating of 78%. This perhaps can be viewed as an avenue for the Institute to fill in gaps and help raise the score in this parameter.

### Analysis of Students' Feedback – EVEN Semesters

#### 2h) Analysis – MCA II - Sem IV – Students' Feedback on Curriculum

##### Feedback has been taken of following courses offered in Semester IV

IT41	DevOps
BM41	PPM and OB
ITC41	Project
492	Cyber Security
494	Skill Development-II (CSR)

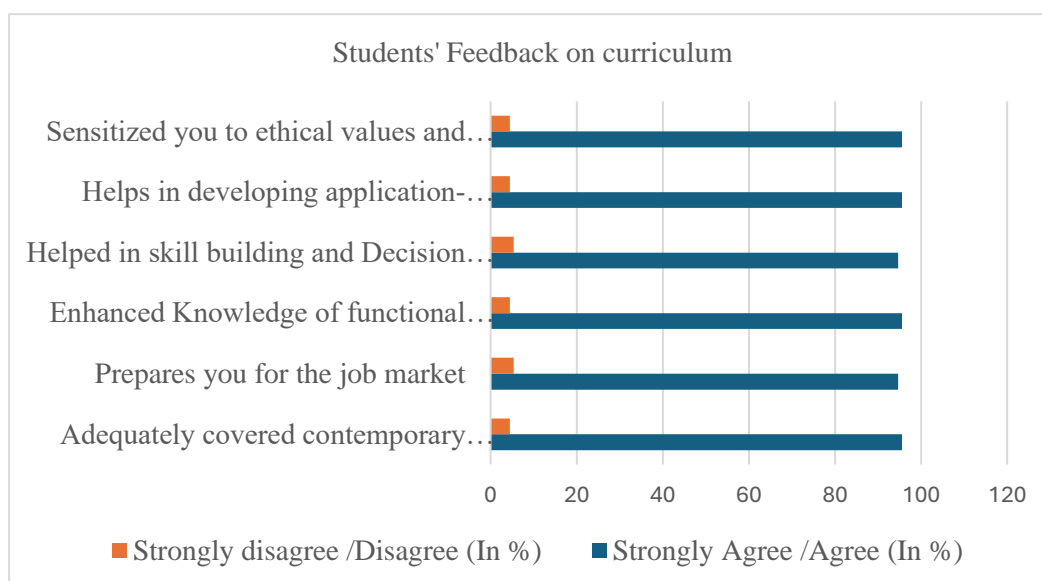
**Total enrolled Students: 58**

**Number of students participated in the feedback: 56**

The percentages given below are totals of strongly agree and agree and strongly disagree and disagree (5 & 4 strongly agree and agree and 1 & 2 strongly disagree and disagree. Neither Agree nor Disagree ratings are divided equally into strongly agree and strongly disagree)

Sr. No.	Parameters	Strongly Agree /Agree (In %)	Strongly disagree /Disagree(In %)
1	Adequately covered contemporary topics/ global issues/emerging global and national trends	95.53	4.47
2	Prepares you for the job market	94.65	5.35
3	Enhanced Knowledge of functional areas of management	95.53	4.47
4	Helped in skill building and Decision making, Communication, Team building etc.	94.65	5.35
5	Helps in developing application- oriented thinking	95.53	4.47
6	Sensitized you to ethical values and Professional values	95.53	4.47

## Graph



### Analysis:

The program curriculum effectively covered contemporary topics, global trends, and emerging issues, with 95.53% of students agreeing. It also helped in skill-building, including decision-making, communication, and teamwork (94.65%) while enhancing knowledge in functional areas of management. Additionally, 95.53% of students felt it developed application-oriented thinking and sensitized them to ethical and professional values, preparing them well for the job market.

### Analysis of Teachers' Feedback

#### 3a) Analysis – ODD Semester – Teachers' Feedback on Curriculum

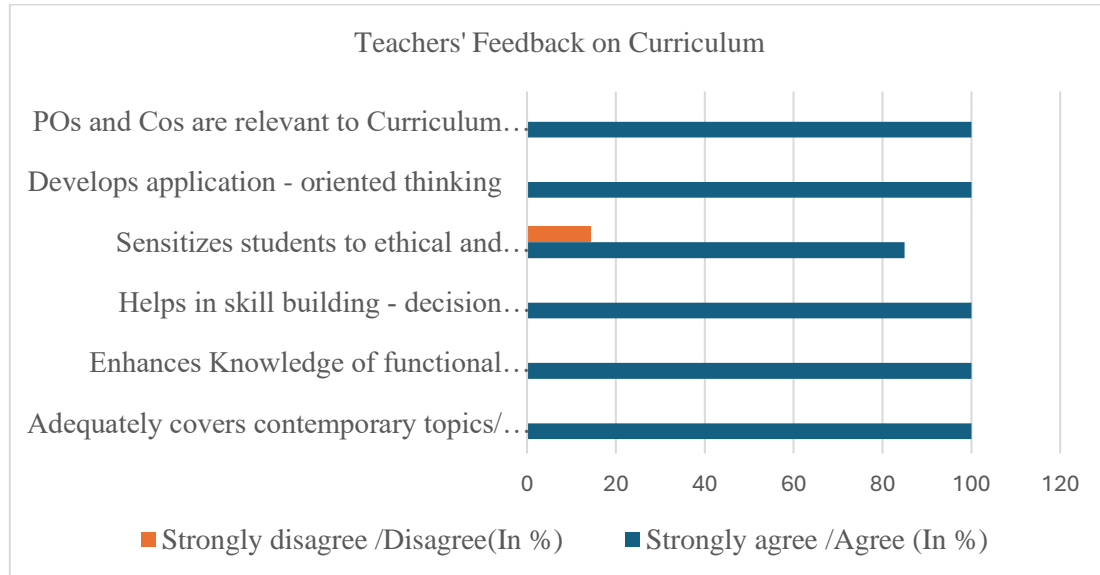
#### MBA I Semester I - Number of Teachers participated in feedback: 07

Feedback of the teachers on the Curriculum is collected for semester I. The percentages given below are totals of strongly agree and agree and strongly disagree and disagree (5 & 4 strongly agree and agree and 1 & 2 strongly disagree and disagree. Neither Agree nor Disagree ratings are divided equally into strongly agree and strongly disagree).

Sr.No	Statements	Strongly agree /Agree (In %)	Strongly disagree /Disagree (In %)
1	Adequately covers contemporary topics/ global issues/emerging global and national trends	100	0
2	Enhances Knowledge of functional areas of management	100	0
3	Helps in skill building - decision making, communication, team building etc.	100	0

4	Sensitizes students to ethical and professional values	85	15
5	Develops application - oriented thinking	100	0
6	POs and Cos are relevant to Curriculum of 2019	100	0

**Graph**



**Analysis:**

The program curriculum received excellent feedback, with 100% of teachers agreeing that it adequately covers contemporary topics, enhances knowledge in functional management areas, and develops application-oriented thinking. Additionally, it was highly effective in skill-building, including decision-making, communication, and teamwork. However, while 85% of teachers felt it sensitized them to ethical and professional values, 14.29% disagreed. The Program Outcomes (POs) and Course Outcomes (COs) were also found to be highly relevant to the 2019 curriculum.

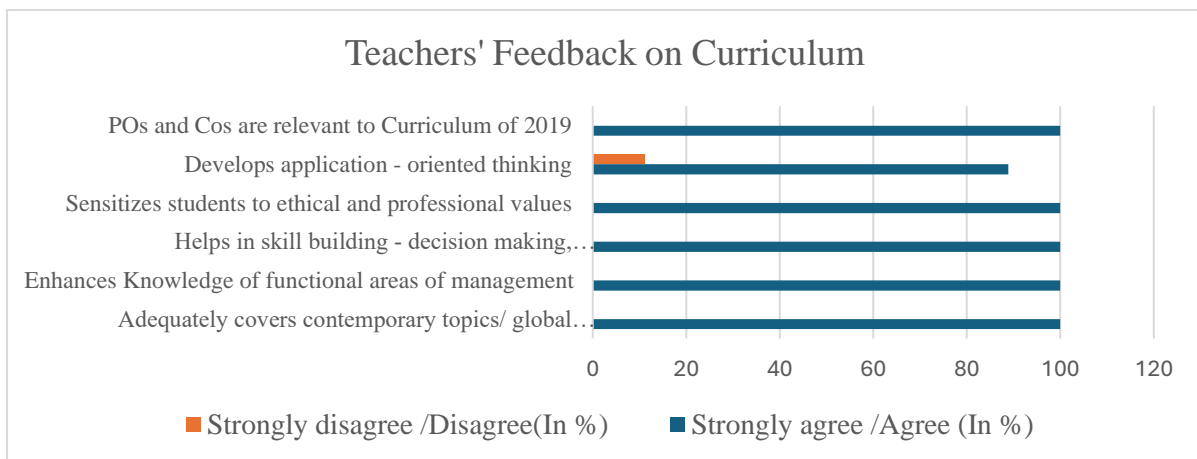
**MBA II Sem III - Number of Teachers participated in feedback: 9**

Feedback of the teachers on the Curriculum is collected for semester III. The percentages given below are totals of strongly agree and agree and strongly disagree and disagree (5 & 4 strongly agree and agree and 1 & 2 strongly disagree and disagree. Neither Agree nor Disagree ratings are divided equally into strongly agree and strongly disagree).

Sr.No.	Statements	Strongly agree /Agree (In %)	Strongly disagree /Disagree(In %)
1	Adequately covers contemporary topics/ globalissues/emerging global	100.00	0.00

	and national trends		
2	Enhances Knowledge of functional areas of management	100.00	0.00
3	Helps in skill building - decision making, communication, team building etc.	100.00	0.00
4	Sensitizes students to ethical and professional values	100.00	0.00
5	Develops application - oriented thinking	88.89	11.11
6	POs and Cos are relevant to Curriculum of 2019	100.00	0.00

Graph:



Analysis:

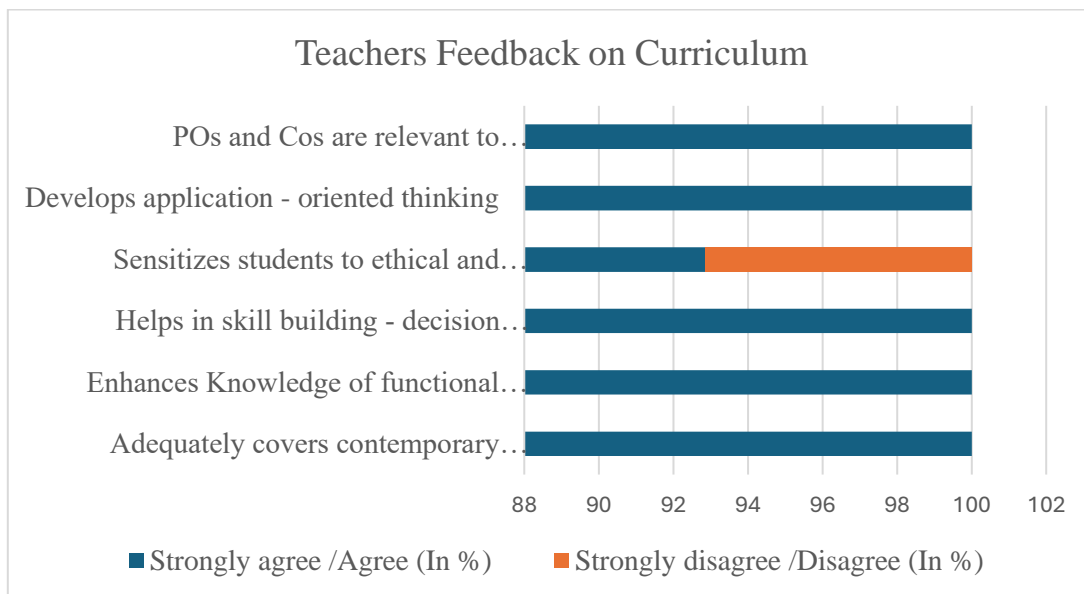
The program curriculum received perfect ratings in several areas, with 100% of teachers agreeing that it covers contemporary topics, enhances knowledge of functional management areas, aids in skill building, and sensitizes students to ethical and professional values. Additionally, 100% felt that the Program Outcomes (POs) and Course Outcomes (COs) were highly relevant to the 2019 curriculum. However, while the majority felt the course helped develop application-oriented thinking, 11.11% disagreed on this aspect.

**MCA – Sem I - Number of Teachers participated in feedback: 7**

Feedback of the teachers on the Curriculum is collected for semester I. The percentages given below are totals of strongly agree and agree and strongly disagree and disagree (5 & 4 strongly agree and agree and 1 & 2 strongly disagree and disagree. Neither Agree nor Disagree ratings are divided equally into strongly agree and strongly disagree).

Sr.No.	Statements	Strongly agree /Agree (In %)	Strongly disagree /Disagree (In %)
1	Adequately covers contemporary topics/ globalissues/emerging global and national trends	100.00	0.00
2	Enhances Knowledge of functional areas ofmanagement	100.00	0.00
3	Helps in skill building - decision making,communication, team building etc.	100.00	0.00
4	Sensitizes students to ethical and professional values	92.86	7.14
5	Develops application - oriented thinking	100.00	0.00
6	POs and Cos are relevant to Curriculum of 2019	100.00	0.00

Graph



**Analysis:**

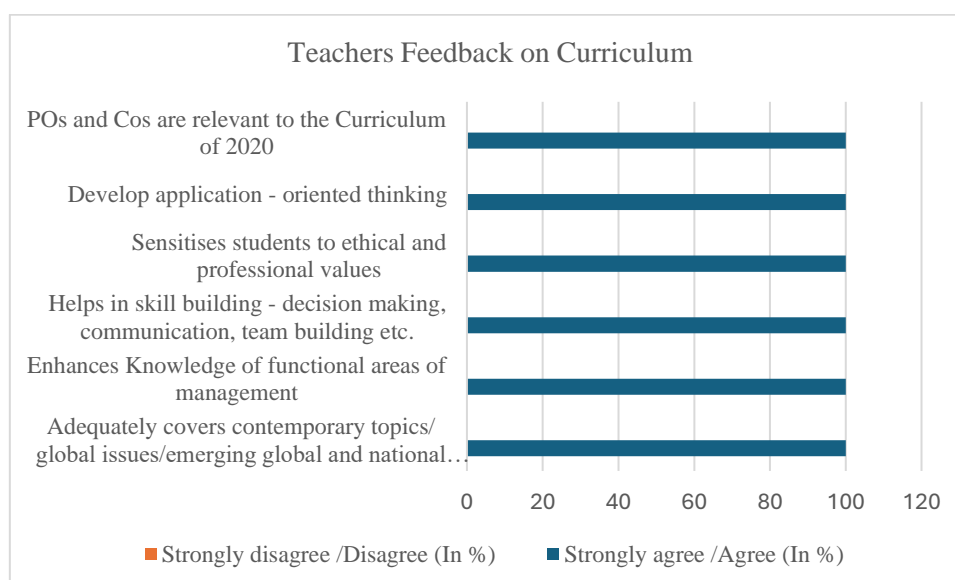
The program curriculum received exceptional feedback, with 100% of teachers agreeing that it covers contemporary topics, enhances knowledge in functional management areas, and aids in skill building. The Program Outcomes (POs) and Course Outcomes (COs) were also deemed fully relevant to the 2019 curriculum. While the course successfully developed application-oriented thinking for all students, 7.14% of teachers felt it did not fully sensitize them to ethical and professional values

### MCA – Sem III - Number of Teachers participated in feedback

Feedback of the teachers on the Curriculum is collected for semester III. The percentages given below are totals of strongly agree and agree and strongly disagree and disagree (5 & 4 strongly agree and agree and 1 & 2 strongly disagree and disagree. Neither Agree nor Disagree ratings are divided equally into strongly agree and strongly disagree).

Sr.No.	Statements	Strongly agree /Agree (In %)	Strongly disagree /Disagree (In %)
1	Adequately covers contemporary topics/ global issues/emerging global and national trends	100.00	0
2	Enhances Knowledge of functional areas of management	100.00	0
3	Helps in skill building - decision making, communication, team building etc.	100.00	0
4	Sensitises students to ethical and professional values	100.00	0
5	Develop application - oriented thinking	100.00	0
6	POs and Cos are relevant to the Curriculum of 2020	100.00	0

Graph:



Analysis

The unanimous agreement (100%) highlights the curriculum's effectiveness in addressing contemporary trends, enhancing management knowledge, and building essential skills like decision-making and teamwork. It also emphasises ethical values, and application-oriented



thinking, and aligns seamlessly with the 2020 curriculum, ensuring its relevance and holistic approach.

### Analysis of Teachers' Feedback

#### 3b) Analysis – EVEN Semester – Teachers' Feedback on Curriculum

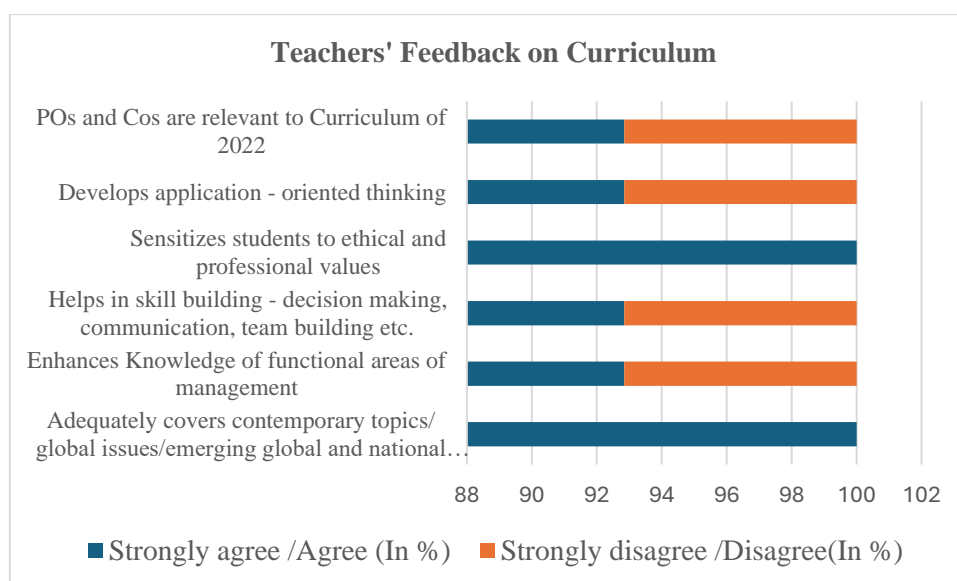
MBA I Semester II

Number of Teachers participated in feedback:7

Feedback of the teachers on the Curriculum is collected for semester II. The percentages given below are totals of strongly agree and agree and strongly disagree and disagree (5 & 4 strongly agree and agree and 1 & 2 strongly disagree and disagree. Neither Agree nor Disagree ratings are divided equally into strongly agree and strongly disagree).

Sr.No.	Statements	Strongly agree /Agree (In %)	Strongly disagree /Disagree (In %)
1	Adequately covers contemporary topics/ globalissues/emerging global and national trends	100	0
2	Enhances Knowledge of functional areas ofmanagement	92.85	7.15
3	Helps in skill building - decision making,communication, team building etc.	92.85	7.15
4	Sensitizes students to ethical and professional values	100	0
5	Develops application - oriented thinking	92.85	7.15
6	POs and Cos are relevant to Curriculum of 2022	92.85	7.15

## Graph



### Analysis:

The program curriculum was highly rated, with 100% of teachers agreeing that it covers contemporary topics and emphasizes ethical values. 92.85% appreciated its focus on skill-building, application-oriented thinking, and relevance to the 2022 curriculum, while a small percentage (7.15%) disagreed. Overall, it effectively enhances students' management knowledge and prepares them for real-world challenges.

### Analysis of Teachers' Feedback

#### 3b) Analysis – EVEN Semester – Teachers' Feedback on Curriculum

##### MCA I Sem II Number of Teachers participated in feedback

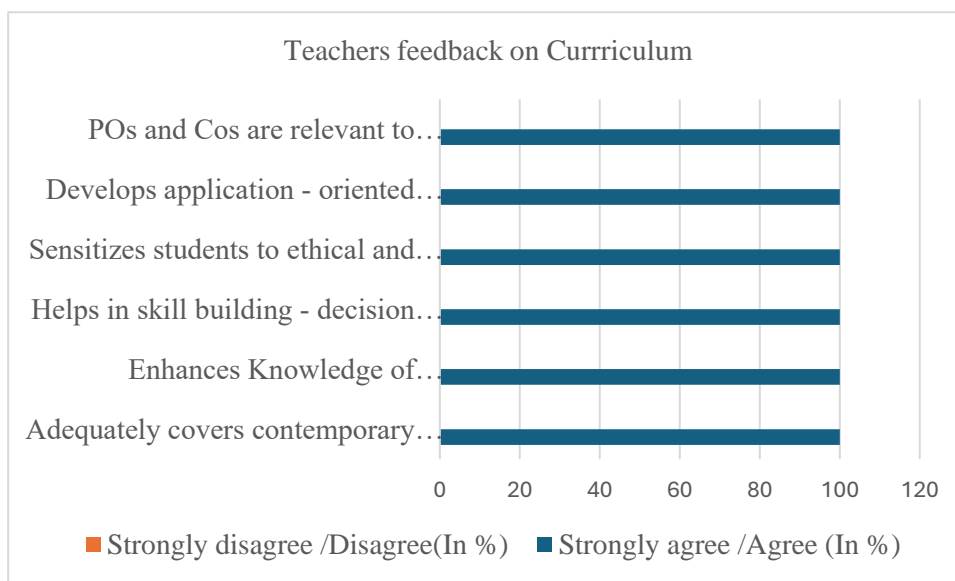
**Number of Teachers participated in feedback: 03**

Feedback of the teachers on the Curriculum is collected for semester II. The percentages given below are totals of strongly agree and agree and strongly disagree and disagree (5 & 4 strongly agree and agree and 1 & 2 strongly disagree and disagree. Neither Agree nor Disagree ratings are divided equally into strongly agree and strongly disagree).

Sr.No.	Statements	Strongly agree /Agree (In %)	Strongly disagree /Disagree(In %)
1	Adequately covers contemporary topics/global issues/emerging global and national trends	100.00	0

2	Enhances Knowledge of functional areas of management	100.00	0
3	Helps in skill building - decision making, communication, team building etc.	100.00	0
4	Sensitizes students to ethical and professional values	100.00	0
5	Develops application - oriented thinking	100.00	0
6	POs and Cos are relevant to Curriculum of 2019	100.00	0

Graph



Analysis

The program curriculum received outstanding feedback, with 100% of teachers agreeing that it covers contemporary global topics, enhances management knowledge, and focuses on skill-building in decision making, communication, and teamwork. It was also highly appreciated for sensitizing students to ethical values and promoting application-oriented thinking. Additionally, all respondents found the course outcomes and objectives relevant to the 2019 curriculum.

### Analysis of Teachers' Feedback

#### 3b) Analysis – EVEN Semester – Teachers' Feedback on Curriculum

MBA II Sem IV - Number of teachers participated in feedback

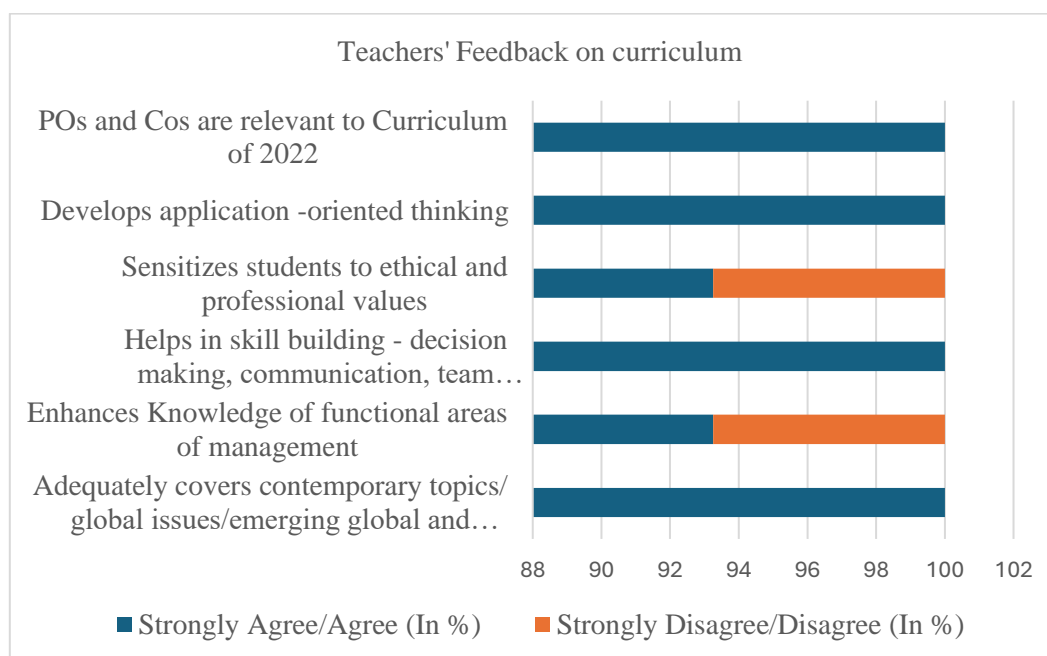
Number of teachers participated in feedback: 8

Feedback of the teachers on the Curriculum is collected for semester IV. The percentages given below are totals of strongly agree and agree and strongly disagree and disagree (5 & 4

strongly agree and agree and 1 &2 strongly disagree and disagree. Neither Agree nor Disagree ratings are divided equally into strongly agree and strongly disagree)

Sr.No.	Statements	Strongly Agree/Agree (In %)	Strongly Disagree/Disagree (In %)
1	Adequately covers contemporary topics/ global issues/emerging global and national trends	100	0
2	Enhances Knowledge of functional areas of management	93.25	6.75
3	Helps in skill building - decision making, communication, team building etc	100	0
4	Sensitizes students to ethical and professional values	93.25	6.75
5	Develops application -oriented thinking	100	0
6	POs and Cos are relevant to Curriculum of 2022	100	0

Graph



Analysis

The program curriculum receives strong positive feedback, with 100% of teachers agreeing that it covers contemporary topics, enhances application-oriented thinking, and is relevant to

the 2022 curriculum. Most students also agree it boosts skills in decision-making, communication, and teamwork, and promotes ethical and professional values. Overall, the course effectively supports knowledge growth in functional areas of management, with 93.25% of teachers in agreement.

### Analysis of Teachers' Feedback

#### 3b) Analysis – EVEN Semester – Teachers' Feedback on Curriculum

MCA II Sem IV - Number of teachers participated in feedback : 4

Feedback of the teachers on the Curriculum is collected for semester IV. The percentages given below are totals of strongly agree and agree and strongly disagree and disagree (5 & 4 strongly agree and agree and 1 & 2 strongly disagree and disagree. Neither Agree nor Disagree ratings are divided equally into strongly agree and strongly disagree).

Sr.No.	Statements	Strongly agree /Agree (In %)	Strongly disagree /Disagree (In %)
1	Adequately covers contemporary topics/ global issues/emerging global and national trends	100.00	0
2	Enhances Knowledge of functional areas of management	100.00	0
3	Helps in skill building - decision making, communication, team building etc.	100.00	0
4	Sensitizes students to ethical and professional values	100.00	0
5	Develops application - oriented thinking	100.00	0
6	POs and Cos are relevant to Curriculum of 2019	100.00	0

Analysis:

The program curriculum has received full approval from teachers, with 100% rating across all parameters. Teachers strongly agree that the curriculum covers contemporary topics, enhances application-oriented thinking, and is highly relevant to the 2022 curriculum. Additionally, it effectively supports skill development, decision-making, communication, team building, and instills ethical and professional values.

#### 4) Analysis of Alumni Feedback -MBA

Opinion about Curriculum of MBA

Total No. of Alumni Feedback: 27

Alumni feedback is collected once in a year. The percentages given below are totals of strongly agree and agree and strongly disagree and disagree (5 & 4 strongly agree and agree and 1 & 2 strongly disagree and disagree).

Sr. No.	Statements	Strongly Agree/ Agree (In %)	Strongly Disagree/ Disagree(In %)
1	Adequately covered contemporary topics/ global issues/emerging global and national trends	100	0
2	Enhanced Knowledge of functional areas of management	96.29	3.71
3	Helped in skill building - Decision making, Communication, Team building etc.	98.15	1.85
4	Sensitized you to ethical values and Professional values	100	0
5	Developed application - oriented thinking	98.15	1.85
6	Made you employable	94.44	5.56

Opinion about Quality of education at SVIMS:

The percentages given below are totals of Excellent, V. Good, Good (5, 4, 3 Excellent, V. Good, Good and Fair 2 and, Poor is 1)

Sr.No.	Statements	Total excellent ,V.good & Good (%)	Fair (%)	Poor (%)
1	Value Education	77.78	18.52	3.70
2	Mentoring/Career guidance	81.48	14.81	3.70
3	Infrastructure	85.19	11.11	3.70
4	Certificate/Professional courses offered	77.78	14.81	7.41
5	Co-curricular activities	81.48	14.81	3.70
6	Industry Interactions	77.78	18.52	3.70
7	Quality of Teaching	77.78	18.52	3.70

Analysis

The program curriculum has received excellent feedback, with 100% agreement on its coverage of contemporary topics and its focus on ethical and professional values. It has been highly

effective in building skills like decision-making, communication, and team-building, while also enhancing application-oriented thinking. Although there were a few concerns about knowledge enhancement in management and employability, the overall ratings are overwhelmingly positive.

The quality of education at SVIMS is generally well-regarded, with the majority of students rating key aspects highly. For instance, 77.78% of students rated value education, mentoring/career guidance, industry interactions, and the quality of teaching as excellent, very good, or good. Infrastructure also received strong ratings (85.19%), while 77.78% of students positively rated certificate/professional courses offered and co-curricular activities. However, a small percentage (3.70%) rated these aspects as poor, indicating some areas for improvement in specific parameters like certificate courses. Overall, SVIMS provides a solid educational experience with a few areas to enhance further.

#### 5) Analysis of Employers' Feedback -MBA

Total No. of Employers: 58

The percentages given below are for the ratings of Excellent, Good, Satisfactory and Fair.

Table

Sr.No	Behaviour/Parameter	Percentages (%)					Total
		Strongly Agree (5)	Agree (4)	Neutral (3)	Disagree (2)	Strongly Disagree (1)	
1	Is dependable	36.21	56.90	3.45	1.72	1.72	58
2	Cooperates with co-workers and supervisors	60.34	39.66	0.00	0.00	0.00	58
3	Shows interest in work	67.24	32.76	0.00	0.00	0.00	58
4	Learns quickly	60.34	37.93	1.73	0.00	0.00	58
5	Takes initiative	58.62	39.66	1.72	0.00	0.00	58
6	Produces high quality work	46.55	51.72	1.73	0.00	0.00	58
7	Accepts responsibility	65.52	31.03	3.45	0.00	0.00	58
8	Accepts criticism	37.93	43.11	17.24	1.72	0.00	58
9	Demonstrates organizational skills	51.72	48.28	0.00	0.00	0.00	58

10	Uses technical knowledge and expertise	58.62	37.93	3.45	0.00	0.00	58
11	Shows good judgement	56.90	41.38	1.72	0.00	0.00	58
12	Demonstrates Creativity/Originality	53.45	43.10	3.45	0.00	0.00	58
13	Analyses problems effectively	41.38	56.90	1.72	0.00	0.00	58
14	Is self-reliant	51.72	43.10	5.18	0.00	0.00	58
15	Communicates well	68.97	29.31	1.72	0.00	0.00	58
16	Has a professional attitude	65.52	31.03	3.45	0.00	0.00	58
17	Gives a professional appearance	60.34	37.93	1.72	0.00	0.00	58
18	Is punctual	53.45	44.83	1.72	0.00	0.00	58
19	Uses Time Effectively	46.55	50.00	3.45	0.00	0.00	58

### Analysis

The employers feedback reflects a positive outlook on students' behavior and work ethic, with high ratings for qualities such as dependability (93.11%), cooperation (100%), and initiative (98.28%). Students are also praised for their ability to learn quickly (98.27%), communicate effectively (98.28%), and maintain a professional attitude (96.55%). However, there is some room for improvement in areas like accepting criticism (81.04%) and producing high-quality work (98.27%). Overall, the feedback suggests strong performance with a few areas for growth.

Placement opportunity if there arises a vacancy in the organization The percentages given below for the rating Yes and No

Parameter	Percentage (%)	
	Yes	No
Candidate will be considered for Placement opportunity if there arises a vacancy in the organization	98.28	1.72

### Analysis:

The employer feedback shows a strong positive response, with 98.28% of employers stating they would consider the candidate for placement opportunities if a vacancy arises in their organization, while only 1.72% would not. This indicates high employer confidence in the candidates' suitability for potential roles



## 6) Analysis of Parents' Feedback -MBA

Parents' Feedback: Total No: 58

Has the education at SVIMS helped your ward in: [Please put Tick mark in appropriate boxes]

Sr.No.	Particulars	Yes (In %)	No (In %)
1	Becoming More confident	96.15	3.85
2	Improving communication skills	96.15	3.85
3	Developing a holistic/all round personality	90.38	9.62
4	Becoming More Professional	86.54	13.46
5	Becoming more employable	82.69	17.31

Opinion about the Curriculum and SVIMS

The percentages given below are totals of Excellent, V. Good (5, 4 Excellent, V. Good, and Fair is 2, Poor is 1).

Sr.No.	Particulars	Percentage (In %)	Good	Fair & Poor
		<b>Total of Excellent, V.Good</b>		
1	Curriculum offered by Savitirbai Phule Pune University	46.15	36.54	17.31
2	Quality of education at SVIMS	46.15	25.00	28.85
3	Value education/Character building education at SVIMS	46.16	32.69	21.15
4	Safety aspects	50.00	32.69	17.31
5	Caring atmosphere	48.08	28.85	23.07
6	Counselling and Mentoring facilities	51.92	26.92	21.16
7	Certificate/Professional Courses offered at SVIMS	48.08	28.85	23.07
8	Infrastructure offered	53.85	23.08	23.07
9	Extra-curricular activities	50.00	26.92	23.08
10	Industry interactions	44.23	30.77	25.00

Rating for the Institution:

The percentages given below are totals of Excellent, V. Good, Good (5, 4 Excellent, V. Good, and Fair, Poor is 1 and 2).

Sr.No.	Particulars	Rating (%)	Good	Fair & Poor
		<b>Total of Excellent, V. Good</b>		
1	On a scale of 5 how would you rate the Institution	40.38	36.54	23.08

Analysis:

The parent's feedback indicates that the education at SVIMS has had a positive impact on students, with 96.15% of parents reporting improvements in their child's confidence and communication skills. Additionally, 90.38% noted a development in their child's overall personality, while 86.54% observed a more professional attitude. However, 17.31% felt their child's employability had not improved significantly.

The analysis reveals a mixed perception of the offerings at SVIMS and Savitribai Phule Pune University. While counselling and mentoring facilities (51.92%), infrastructure (53.85%), and safety aspects (50%) are highly rated under "Excellent" and "Very Good," areas like industry interactions (44.23%) and certificate/professional courses (48.08%) lag slightly behind. Notably, character-building education (46.16%) and the curriculum (46.15%) are appreciated but show room for enhancement. A significant portion, ranging between 17% to 28%, rated several aspects as "Fair" or "Poor," emphasizing opportunities to improve areas like education quality and extracurricular activities.

The institution received a strong overall rating, with 40.38% of respondents rating it as "Excellent" or "Very Good." However, a notable 23.08% rated it as "Fair" or "Poor," indicating room for improvement in certain areas.

#### 7) Analysis of Parents' Feedback -MCA

Parents' Feedback: Total No: 57

Has the education at SVIMS helped your ward in: [Please put Tick mark in appropriate boxes]

Sr.No.	Particulars	Yes (In %)	No (In %)
1	Becoming More confident	98.25	1.75
2	Improving communication skills	100.00	0.00
3	Developing a holistic/all round personality	98.25	1.75
4	Becoming More Professional	98.25	1.75
5	Becoming more employable	96.49	3.51

E) Opinion about the Curriculum and SVIMS

The percentages given below are totals of Excellent, V. Good, (5, 4, Excellent, V. Good and Fair is 2, Poor is 1).

Sr.No.	Particulars	Percentage(In %)		
		Total of Excellent, V.Good	Good	Fair & Poor
1	Curriculum offered by Savitirbai Phule Pune University	61.40	24.56	14.04
2	Quality of education at SVIMS	59.65	26.32	14.03
3	Value education/Character building education at SVIMS	68.42	19.30	12.28
4	Safety aspects	66.67	21.05	12.28
5	Caring atmosphere	68.42	19.30	12.28
6	Counselling and Mentoring facilities	63.16	24.56	12.28
7	Certificate/Professional Courses offered at SVIMS	64.91	22.81	12.28
8	Infrastructure offered	64.91	22.81	12.28
9	Extra-curricular activities	64.91	22.81	12.28
10	Industry interactions	63.16	24.56	12.28

A) The percentages given below are totals of Excellent, V. Good (5, 4 Excellent, V. Good, and Fair, Poor is 1 and 2).

Sr.No.	Particulars	Rating (%)		
		Total of Excellent, V. Good	Good	Fair & Poor
1	On a scale of 5 how would you rate the Institution	63.16	26.32	10.52

Analysis:

The feedback from parents shows that a significant majority, over 98%, agree that the education at SVIMS has helped students become more confident, develop a holistic personality, and improve professionalism. Additionally, 100% of parents believe that communication skills have improved, and 96.49% feel their children have become more employable. These high percentages indicate strong satisfaction with the impact of the education provided.

The analysis indicates a consistently high level of satisfaction across various aspects, with the majority rating them as "Excellent" or "Very Good." Value education and a caring atmosphere (68.42%) received the highest approval, followed by safety aspects (66.67%) and certificate/professional courses (64.91%). Areas like counselling and mentoring facilities

(63.16%) and industry interactions (63.16%) also garnered strong feedback. However, a smaller portion (around 12.28%) rated several aspects as "Fair" or "Poor," suggesting opportunities for continuous improvement.

The institution received a highly favourable overall rating, with 63.16% marking it as "Excellent" or "Very Good." Only 10.52% rated it as "Fair" or "Poor," indicating strong satisfaction with room for minor improvements.

# **Analysis of Feedback on Ambience of the Institution**

## Analysis of Feedback on Infrastructure and Support System

(A.Y.2023-24)

Total Students Enrolled: 226

Total Students: 221

The percentages given below represent totals on the scale of 1-5,5 being Excellent,1 Being Poor and 0-Not answered.

<b>1. Classroom</b>													
	5		4		3		2		1		Not answered		Total
	Total	%	Total	%	Total	%	Total	%	Total	%	Total	%	
Ambience and Cleanliness	106	47.96	72	32.58	26	11.76	9	4.07	7	3.17	1	0.45	221
Audio Visual Facilities	105	47.51	67	30.32	26	11.76	11	4.98	8	3.62	4	1.81	221
Ventilation	115	52.04	67	30.32	24	10.86	7	3.17	4	1.81	4	1.81	221
Seating Arrangement	114	51.58	67	30.32	22	9.95	7	3.17	7	3.17	4	1.81	221

<b>2. Library</b>													
	5		4		3		2		1		Not answered		Total
	Total	%	Total	%	Total	%	Total	%	Total	%	Total	%	
Physical infrastructure of the library	131	59.28	69	31.22	12	5.43	3	1.36	5	2.26	1	0.45	221
Collection of books, journals and reading materials of the Institute Library	120	54.30	72	32.58	18	8.14	1	0.45	6	2.71	4	1.81	221
Support and assistance of the Library Staff	131	59.28	63	28.51	17	7.69	2	0.90	5	2.26	3	1.36	221
Computer Laboratory Printing, Photocopy and related Services	117	52.94	69	31.22	19	8.60	4	1.81	7	3.17	5	2.26	221

<b>3.Computer Laboratory</b>													
	5		4		3		2		1		Not answered		Total
	Total	%	Total	%	Total	%	Total	%	Total	%	Total	%	
Computer Laboratory	125	56.56	63	28.51	19	8.60	5	2.26	6	2.71	3	1.36	221

Wi-Fi and Internet Facility	106	47.75	65	29.28	28	12.61	8	3.60	7	3.15	7	3.60	221
Internet Speed	97	43.89	72	32.58	32	14.48	7	3.17	9	4.07	4	1.81	221

4.Office Staff													
	5		4		3		2		1		Not answered		Total
	Total	%	Total	%	Total	%	Total	%	Total	%	Total	%	
Competence	104	47.06	66	29.86	31	14.03	10	4.52	8	3.62	2	0.90	221
Courtesy	108	48.87	57	25.79	34	15.38	8	3.62	10	4.52	4	1.81	221

5.Canteen Facilities													
	5		4		3		2		1		Not answered		Total
	Total	%	Total	%	Total	%	Total	%	Total	%	Total	%	
Food quality	60	27.15	44	19.91	40	18.10	25	11.31	41	18.55	11	4.98	221
Ambience	69	31.22	46	20.81	43	19.46	21	9.50	32	14.48	10	4.52	221
Hygiene	70	31.67	44	19.91	46	20.81	20	9.05	33	14.93	8	3.62	221

6.Others													
	5		4		3		2		1		Not answered		Total
	Total	%	Total	%	Total	%	Total	%	Total	%	Total	%	
Drinking Water Facility	113	51.13	61	27.60	28	12.67	9	4.07	8	3.62	2	0.90	221
Washroom Cleanliness and maintenance	76	34.39	51	23.08	45	20.36	25	11.31	23	10.41	1	0.45	221
Greenery on the campus	97	43.89	64	28.96	33	14.93	18	8.14	6	2.71	3	1.36	221
Cleanliness and maintenance of premises	104	47.06	58	26.24	40	18.10	8	3.62	7	3.17	4	1.81	221

### Analysis:

In case of infrastructure and support services feedback on a scale of 1-5, 5 being Excellent, 1 Being Poor the total of five, four and three shows that:

- Maximum that is 91% of students are satisfied with the Ambience and Cleanliness, Audio Visual Facilities, Ventilation and Seating Arrangement of Classroom
- A total of 92% of students are satisfied with the Physical infrastructure of the Library, Books, Journals available in the library, and Library staff.
- 90% of students are satisfied with Computer Laboratory, Wi-Fi, Internet Facility, and Internet Speed.
- 90% of students are satisfied with the services provided by office staff.
- Most students are satisfied with the Drinking Water facility, Washroom Cleanliness and maintenance, Greenery in the campus, and Cleanliness and maintenance of premises.

Thus, students seem to be satisfied with infrastructure and support services.

## Analysis of Feedback on Value Education (Sanctuary)

A.Y.2023-24

**Total Students Enrolled: 226 (MBA & MCA)**

**Total Students: 206 (MBA & MCA)**

At the institute, a daily sanctuary lasting for 30 minutes is held. The purpose of this sanctuary is to provide value-based education and establish a connection with a higher power through activities such as reciting prayers, meditation, sharing positive thoughts, and reflecting on the deeds performed by everyone.

The sessions conducted in Sanctuary aim to provide valuable lessons and guidance to students, fostering the development of important values such as hope, faith, courage, honesty, patience, willingness, humility, self-discipline, and service that can contribute to an improved quality of life.

I. How much credit do you give to SANCTUARY for?

I	Somewhat		Negligible		Large		Excellent		Entire		Not Answered		TOTAL
	Total	%	Total	%	Total	%	Total	%	Total	%	Total	%	Total
Building your character/values	29	14.08	11	5.34	26	12.62	100	48.54	38	18.45	2	0.97	206
Your becoming a sensitive and good human being	26	12.62	10	4.85	25	12.14	103	25.00	35	16.99	7	3.40	206
Your overall development as a human being	25	12.14	11	5.34	24	11.65	100	48.54	40	19.42	6	2.91	206

II	Somewhat		Negligible		Largely		Huge		Not Answered		TOTAL
	Total	%	Total	%	Total	%	Total	%	Total	%	%
Has sanctuary contributed to enhancing your spiritual quotient?	35	16.99	9	4.37	68	33.01	89	43.20	5	2.43	206
Did Sanctuary help to promote ideas/values of unity, integrity, peace and love?	24	11.65	10	4.85	71	34.47	98	47.57	3	1.46	206
Has Sanctuary made you sensitive about	30	14.56	7	3.40	77	37.38	88	42.72	4	1.94	206



contributing to the society?												
How much has the mentoring by faculty helped you to deal with your career?	35	16.99	9	4.37	69	33.50	90	43.69	3	1.46		206
How much has SVIMS inspired you to excel in your field?	33	16.02	8	3.88	78	37.86	84	40.78	3	1.46		206

Rate Sanctuary's role in contributing to :													
III	Somewhat		Negligible		Large		Excellent		Entire		Not Answered		TOTAL
	Total	%	Total	%	Total	%	Total	%	Total	%	Total	%	Total
Your becoming a socially skilled woman	32	15.53	8	3.88	86	41.75	0	0.00	75	36.41	5	2.43	206
Your developing into a confident personality	32	15.53	8	3.88	80	38.83	0	0.00	83	40.29	3	1.46	206
Your ability to deal with issues of life in general	27	13.11	9	4.37	92	44.66	0	0.00	74	35.92	4	1.94	206
Your willingness to strive for excellence	27	13.11	9	4.37	82	39.81	0	0.00	82	39.81	6	2.91	206

Rate Sanctuary's role in the following aspects												
IV	Sometimes		Never		Mostly		Always		Not Answered		TOTAL	
	Total	%	Total	%	Total	%	Total	%	Total	%	Total	
I can take my own decisions	29	14.08	9	4.37	91	44.17	73	35.44	4	1.94	206	
I can confidently talk to people at higher level at home, and outside	27	13.11	9	4.37	88	42.72	79	38.35	3	1.46	206	
I can be assertive when I want to	30	14.56	9	4.37	87	42.23	77	37.38	3	1.46	206	

<b>Has Sanctuary contributed to you on the following parameters?</b>											
<b>V</b>	<b>To a limited extent</b>		<b>To a great extent</b>		<b>Somewhat</b>		<b>Not Much</b>		<b>Not Answered</b>		<b>TOTAL</b>
	<b>Total</b>	<b>%</b>	<b>Total</b>	<b>%</b>	<b>Total</b>	<b>%</b>	<b>Total</b>	<b>%</b>	<b>Total</b>	<b>%</b>	
Inculcating a positive attitude to life and work	61	29.61	103	50.00	30	14.56	8	3.88	4	1.94	206
Your being a principled and ethical employee	64	31.07	99	48.06	27	13.11	8	3.88	8	3.88	206
For developing qualities of discipline, dedication and commitment to work	61	29.61	106	51.46	27	13.11	7	3.40	5	2.43	206
Your ability to deal with complex & Difficult Issues in the work place	64	31.07	105	50.97	24	11.65	8	3.88	5	2.43	206

**Analysis:**

1. On average 70 % of students believe that Sanctuary helps in building character/values, overall development and becoming a good human being.
2. on average above 76 % of students think that Sanctuary helps enhance spiritual quotient, and promote values of unity, integrity, peace and love.
3. on average above 79 % of students believe that sanctuary helps develop a confident personality, enhancing the ability to deal with issues of life in general and striving for excellence.
4. on average above 79 % Most of students think that Sanctuary helps build a positive attitude, developing qualities of discipline, dedication, and commitment to work.

Hence, it appears that the students find satisfaction in the Sanctuary sessions.